

Re-Accredited 'B++' 2.86 CGPA by NAAC

**VEER NARMAD SOUTH GUJARAT UNIVERSITY**

University Campus, Udhna-Magdalla Road, SURAT - 395 007, Gujarat, India.

**વીર નર્મદ દક્ષિણ ગુજરાત યુનિવર્સિટી**

યુનિવર્સિટી કેમ્પસ, ઉધના-મગદલ્લા રોડ, સુરત - ૩૯૫ ૦૦૭, ગુજરાત, ભારત.

Tel : +91 - 261 - 2227141 to 2227146, Toll Free : 1800 2333 011, Digital Helpline No.- 0261 2388888

E-mail : info@vnsgu.ac.in, Website : www.vnsgu.ac.in

ક્રમાંક:એસ/પરિપત્ર/સિલેબસ/૨૧૩૬૦/૨૦૨૪  
તા. ૧૪/૧૦/૨૦૨૪


પ્રતિ,  
કો-ઓર્ડિનેટરશ્રી,  
ફાઈન આર્ટસ અભ્યાસક્રમ,  
વીર નર્મદ દક્ષિણ ગુજરાત યુનિવર્સિટી,  
સુરત.

**વિષય:-** શૈક્ષણિક વર્ષ ૨૦૨૪-૨૫ થી અમલમાં આવનાર Bachelor of Fine Arts Programme અંતર્ગત NEP-2020 Revised કોર્સ Preparatory (Sem-1 & 2) અને (1<sup>st</sup> Year Specialisation in Applied Art, Painting, Sculpture) Sem-3 & 4 નું Structure, PO, PSO, CO અને અભ્યાસક્રમ બાબત.

**સંદર્ભ:-**યુનિવર્સિટી કાર્યાલયનાં પરિપત્ર ક્રમાંક:એસ/પરિપત્ર/સિલેબસ/ ૧૩૪૫૪/૨૦૨૪, તા.૧/૭/૨૦૨૪

મહાશય,

સવિનય જણાવવાનું કે, શૈક્ષણિક વર્ષ ૨૦૨૪-૨૫ થી અમલમાં આવનાર Bachelor of Fine Arts Programme અંતર્ગત NEP-2020 Revised કોર્સ Preparatory (Sem- 1 & 2) અને (1<sup>st</sup> Year Specialisation in Applied Art, Painting, Sculpture) Sem-3 & 4 નું Structure, PO, PSO, CO અને અભ્યાસક્રમ ફાઈન આર્ટસ વિષયની એડહોક બોર્ડના ચેરમેનશ્રીએ બોર્ડવતી અને વિનયન વિદ્યાશાખાના અધ્યક્ષશ્રીએ વિનયન વિદ્યાશાખાની મંજૂરીની અપેક્ષાએ વિનયન વિદ્યાશાખા વતી મંજૂર કરી એકેડેમિક કાઉન્સિલને કરેલ ભલામણને એકેડેમિક કાઉન્સિલની તા.૦૧/૦૩/૨૦૨૪ની સભાનાં ઠરાવ ક્રમાંક:૧૦૪ અન્વયે માન.કુલપતિશ્રીને આપેલ સત્તા અંતર્ગત માનનીય કુલપતિશ્રી ધ્વારા મંજૂર કરેલ છે. જેની આથી જાણ કરવામાં આવે છે.

  
કુલસચિવશ્રી

(બિડાણ: ઉપર મુજબ)

પ્રતિ,  
૧) અધ્યક્ષશ્રી, વિનયન વિદ્યાશાખા.  
૨) પરીક્ષા નિયામકશ્રી, પરીક્ષા વિભાગ, વીર નર્મદ દ. ગુ. યુનિવર્સિટી, સુરત.

.....તરફ જાણ તેમજ અમલ સારૂ.

**Veer Narmad South Gujarat University**

**Degree Program in Bachelor of Fine Arts**

**(BFA)**

**Program Outcome**

**For**

**Semester 1 & 2**

**PROGRAM CODE: 029**

(With Effect from the Academic Year)

**Year-2024-25**

*Handwritten signature in blue ink, possibly reading "Dr. K. K. Kumbhar" with a date "08/07/24" below it.*

# BACHELOR OF FINE ARTS

## SEMESTER-1 & 2 Foundation Year (Preparatory) (Fine Arts)

Name of Program	BACHELOR OF FINE ARTS			
Abbreviation	BFA			
Duration	4 Years			
Eligibility Criteria	1) Minimum 45% in 10+2 stream i.e. arts, commerce, science etc. 2) Entrance aptitude test 3) Weightage for admission-70% of entrance test & 30% of std. xii.			
Objective of Program	The core objective of the BFA programme is to prepare the students for productive career as Visual Artist and in Visual Arts industry. The program attempts to provide an outstanding environment of critical thinking and research of cultural heritage as well as on contemporary development within the discipline.			
Program Outcome	<p><b>PO1: Developing Critical and Creative Skills.</b>            Program attempts to train students to develop the lens of perceiving the world around and life through nuanced observational, analytical, critical and creative skills.</p> <p><b>PO2: Investing in Individualism</b>            The program invest through personal attention to develop individual students' language in making art concerning their interests, concerns and inquiries through regular conversations and critiques.</p> <p><b>PO3: Critical Thinking Development</b>            The program encourages students in regular reading and discussion sessions so as to ingrain criticality towards various artistic forms and functions.</p> <p><b>PO4: Interdisciplinary and Multicultural Approach</b>            The program engages the students in interdisciplinary and multicultural approaches to lay emphasis on the primacy of visual literacy in the formation of the engaged individual and their practice.</p>			
Program Specific Outcomes	<p>PSO1: Fostering the development of students' creative and intellectual sides along with making them aware of their actions in the process of being and becoming conscientious individuals of society.</p> <p>PSO2: Providing students with a range of theoretical, practical and skill based learning processes to fundamentally equip them for nurturing their personal and professional endeavours.</p> <p>PSO3: Cultivating the importance of approaches, methodologies, research, practice, discourse and theory within their practise as well as concerning the broader spectrum of art, culture, politics and society.</p>			
Mapping between POs and PSOs		PSO1	PSO2	PSO3
	PO1			
	PO2			
	PO3			
	PO4			
Medium of Instruction	English			

# PREPARATORY

## SEMESTER - 1

Course Code	Nature of Course	Title	Teaching per week		Course Credits	University Examination		Internal Marks	Total Marks
			Theory	Practical		Duration	Marks		
	Major Course - I	Drawing and Colour - Design		10	4	PRACTICAL ASSESSMENT/ VIVA	50	50	100
	Major Course - II	Sculpture and Pottery		10	4	PRACTICAL ASSESSMENT/ VIVA	50	50	100
	Minor course-I	History - 1		8	4	PRACTICAL ASSESSMENT/ VIVA	50	50	100
	Multi/ Interdisciplinary	Digital Software Skill Enhancement - 1		2	4	PRACTICAL ASSESSMENT/ VIVA	50	50	100
	Ability Enhancement Course	Fundamentals of Visual Arts - 1	2	-	2	2HOURS	25	25	50
	Skill Enhancement Course	Communication skills -1	2	-	2	2 HOURS	25	25	50
	Indian Knowledge System	Bharatiya Knowledge System - 1	2	-	2	2 HOURS	25	25	50
<b>TOTAL</b>			6	30	22		275	275	550

✱

*Dr. K. S. Kumar*  
*000*

**Veer Narmad South Gujarat University**

**Degree Program in Bachelor of Fine Arts  
(BFA)  
COURSE Outcome  
For  
Semester 1**

**PROGRAM CODE: 029**

(With Effect from the Academic Year)

**Year-2024-25**

~~✗~~

*03/01*  
*Dr. K. S. Kulkarni*  
*0002*

Course Code									
Course Title	Drawing and Colour - Design ( Preparatory)								
Credit	4								
Teaching per Week	10								
Effective From	2024-25								
Course Objective	Accurately represent perceptions in 2-d format Make informed choices in representation to promote the communication.								
Course Outcomes	Encourages Visual Analysis and Establish Concentration. Improves Hand-Eye Coordination.								
Mapping between COs with PSOs	<table border="1"> <tr> <td></td> <td>PSO1</td> <td>PSO2</td> <td>PSO3</td> </tr> <tr> <td>CO1</td> <td></td> <td></td> <td></td> </tr> </table>		PSO1	PSO2	PSO3	CO1			
	PSO1	PSO2	PSO3						
CO1									
Course Content	Elements of Drawing: line, shape, And volume, value, And space, texture Principles of Art: Balance, Proportion, Rhythm, Emphasis and Unity Drawing Practices: contemporary, historic Critical Conversation about Drawing study of forms in nature, single objects and group of objects in line, tone and texture. Study of basic geometrical shapes, construction and perspective								
Teaching Methodology	Classwork, Discussion, Self-Study, Seminars and/or Assignment								
Evaluation Method	class attendance, participation, continuous evaluation, internal examination, etc. 50% External & 50% Internal								

Course Code									
Course Title	Sculpture and Pottery								
Credit	4								
Teaching per Week	10								
Effective From	2024-25								
Course Objective	<p><b>Sculpture:-</b> To develop the ability to draw three Dimensional details Drawing form multiples view of a particular elements with understanding of light and shades, volume, mass, texture, flow, perspective and proportions. Preparation of medium. (Clay preparation)</p> <p><b>Pottery :-</b> To develop a working knowledge of design concepts, including form, structure, space, surface, color, proportion, composition and function and to also learn the technical skills, vocabulary, processes and materials related to using clay as an art material for making pottery and sculpture</p>								
Course Outcomes	<p><b>Sculpture:-</b> Observation, fundamental study of three dimensions handling with material, equipment's and tools. Self-employ. Clay and paper are the most basic and standard materials for sculpture with totally contradiction aspects of materials and techniques. And first step to learn and understand the idea of sculpture.</p> <p><b>Pottery :-</b> Pottery responsible for working on anything that is made of clay and is innovative and creative.</p>								
Mapping between COs with PSOs	<table border="1"> <tr> <td></td> <td>PSO1</td> <td>PSO2</td> <td>PSO3</td> </tr> <tr> <td>CO1</td> <td></td> <td></td> <td></td> </tr> </table>		PSO1	PSO2	PSO3	CO1			
	PSO1	PSO2	PSO3						
CO1									
Course Content	<p><b>Sculpture:-</b> Clay Modeling: final clay modeling with understanding of light and shades, volume, mass, texture, flow, perspective and proportions. Presentation paper sculpture. Learning the basic elements using idea of form and shapes. Sketching and drawing. (Study and technical drawing.) Introductions and selection of material according drawing and size. Prototypes making of final paper sculpture according to Drawing and Prototypes, enlarging the scale, using required types of paper with different techniques and tools.</p> <p><b>Pottery :-</b> Theory introduction to various clays used in pottery, wheel work-throwing, Turning and surfacing, pinching, mold</p>								
Teaching Methodology	Classwork, Discussion, Self-Study, Seminars and/or Assignment								
Evaluation Method	class attendance, participation, continuous evaluation, internal examination, etc. 50% External & 50% Internal								

*Handwritten signatures and initials in blue ink.*



Course Code									
Course Title	History - 1 ( Preparatory)								
Credit	4								
Teaching per Week	8								
Effective From	2024-25								
Course Objective	Lectures with presenting visuals plates. (Prehistory to modern art - India) assignments in form of descriptive or practices.								
Course Outcomes	understanding the subjects of art and how such factors as region, political background, cultures, geography, their contemporary revolution, religious practices, trading's are effecting the art practice of their contemporary time period. Evolution of medium, stylization and definition of art along whole chronology. Purpose of art before and now.								
Mapping between COs with PSOs	<table border="1"> <tr> <td></td> <td>PSO1</td> <td>PSO2</td> <td>PSO3</td> </tr> <tr> <td>CO1</td> <td></td> <td></td> <td></td> </tr> </table>		PSO1	PSO2	PSO3	CO1			
	PSO1	PSO2	PSO3						
CO1									
Course Content	<ol style="list-style-type: none"> <li><b>Prehistoric:</b> Beginning of Art - evolution of man, prehistoric environment and art. From hunting to Agrarian forms of society, changing needs and forms of art. Tribal groups, religion and customs.</li> <li><b>Early river valley civilizations</b> of Indus. evolution of art and society.</li> <li><b>Vedic culture</b> and Brahmanism, synthesis of ideals in Hinduism,</li> <li>Rise of Buddhism, early Buddhist art, Sanchi and Bharut, early cave temples and sculptures- Ajanta, Ellora, Sarnath and Mathura.</li> <li><b>Medieval Indian culture</b> and principal Hindu cults. Outline of Indian temple architecture, Khajuraho, Konark, Gujarat.</li> </ol>								
Teaching Methodology	Classwork, Discussion, Self-Study, Seminars and/or Assignment								
Evaluation Method	class attendance, participation, continuous evaluation, internal examination, etc. 50% External & 50% Internal								

Course Code									
Course Title	Digital Software Skill Enhancement – 1 (preparatory)								
Credit	4								
Teaching per Week	2								
Effective From	2024-25								
Course Objective	To Understand the various aspects software application in their own work.								
Course Outcomes	To Understand the evolution of Digital art & it's value.								
Mapping between COs with PSOs	<table border="1"> <tr> <td></td> <td>PSO1</td> <td>PSO2</td> <td>PSO3</td> </tr> <tr> <td>CO1</td> <td></td> <td></td> <td></td> </tr> </table>		PSO1	PSO2	PSO3	CO1			
	PSO1	PSO2	PSO3						
CO1									
Course Content	To understand various Adobe Suite.								
Teaching Methodology	Classwork, Discussion, Self-Study, Seminars and/or Assignment								
Evaluation Method	class attendance, participation, continuous evaluation, internal examination, etc. 50% External & 50% Internal								

Course Code									
Course Title	Fundamentals of Visual Arts - 1 ( Preparatory)								
Credit	2								
Teaching per Week	2								
Effective From	2024-25								
Course Objective	The core objective of this course is to introduce the fundamental elements of visual Arts through								
Course Outcomes	Introducing fundamental elements of art through the observation and study of practice enabling to use these fundamentals								
Mapping between COs with PSOs	<table border="1"> <thead> <tr> <th></th> <th>PSO1</th> <th>PSO2</th> <th>PSO3</th> </tr> </thead> <tbody> <tr> <td>CO1</td> <td></td> <td></td> <td></td> </tr> </tbody> </table>		PSO1	PSO2	PSO3	CO1			
	PSO1	PSO2	PSO3						
CO1									
Course Content	Study from books, Art works and nature, the elements of visual arts like line, space, form, shape, color.								
Teaching Methodology	Classwork, Discussion, Self-Study, Seminars and/or Assignment								
Evaluation Method	class attendance, participation, continuous evaluation, internal examination, etc. 50% External & 50% Internal								

Course Code									
Course Title	Communication skill – 1 ( preparatory)								
Credit	2								
Teaching per Week	2								
Effective From	2024-25								
Course Objective	The main objective of this course is to acquaint students with the subtleties and intricacies of literature, vocabulary & Tying skills in English Language								
Course Outcomes	understanding the subjects of literature in art and how such factors there in contemporary revolution of literature in art writing practices, vocabulary skills in English Language effecting the art practice of their contemporary way of perceiving art.								
Mapping between COs with PSOs	<table border="1"> <thead> <tr> <th></th> <th>PSO1</th> <th>PSO2</th> <th>PSO3</th> </tr> </thead> <tbody> <tr> <td>CO1</td> <td></td> <td></td> <td></td> </tr> </tbody> </table>		PSO1	PSO2	PSO3	CO1			
	PSO1	PSO2	PSO3						
CO1									
Course Content	<ol style="list-style-type: none"> <li>1) The students would be able to communicate their simple and abstract ideas through language.</li> <li>2) The students would learn and master the essential concepts and ideas in order to facilitate better creative process.</li> <li>3) A gain of perspective through vigorous exercises and activities which will come handy in their primary pursuits of being</li> </ol>								
Teaching Methodology	Classwork, Discussion, Self-Study, Seminars and/or Assignment								
Evaluation Method	class attendance, participation, continuous evaluation, internal examination, etc. 50% External & 50% Internal								

Course Code									
Course Title	Bharatiya Knowledge System - 1 ( Preparatory)								
Credit	2								
Teaching per Week	2								
Effective From	2024-25								
Course Objective	<ul style="list-style-type: none"> <li>- To develop an understanding of the perspective of the Indian knowledge system among the students and develop a sense of acceptance about it.</li> <li>- To make the students understand the basic essence of India and familiarize them with what is Indian identity.</li> <li>- To develop understanding of our traditional knowledge and its concepts.</li> <li>- To provide a platform for discussion, exchange of ideas and engagement on Indian knowledge systems.</li> <li>- To raise awareness of the contemporary relevance and necessity of Indian knowledge systems in society and education.</li> <li>- To raise awareness of the contemporary relevance and necessity of Indian knowledge systems in society and education.</li> <li>- To develop a sensitive mind about the need for protection of Indian knowledge and to know its importance.</li> </ul>								
Course Outcomes	<ul style="list-style-type: none"> <li>- Students will develop and understand the fundamentals of Indian knowledge system and its relevance and applicability in various fields.</li> </ul> <p>This study will also inspire future research in related academic disciplines and its current usefulness.</p> <p>IKS will stimulate the student's creative skills and innovative thinking.</p> <p>Moreover, it will help the students to build their confidence.</p> <p>Through this study, the student will think more open-mindedly and his aesthetic creativity will increase with his increased confidence.</p>								
Mapping between COs with PSOs	<table border="1"> <thead> <tr> <th></th> <th>PSO1</th> <th>PSO2</th> <th>PSO3</th> </tr> </thead> <tbody> <tr> <td>CO1</td> <td></td> <td></td> <td></td> </tr> </tbody> </table>		PSO1	PSO2	PSO3	CO1			
	PSO1	PSO2	PSO3						
CO1									
Course Content	<ul style="list-style-type: none"> <li>- Self realization of India.</li> <li>- Glorious India and its knowledge base.</li> <li>- Worldview of Indian culture and knowledge tradition.</li> <li>- India's contribution to the world and India's glorious tradition of science.</li> </ul> <p>Characteristics of Indian thought and outlook</p> <p>Key Concepts of the Indian Gnana Tradition</p> <p>* The principle of reincarnation, the attainment of happiness.</p> <p>Social Perspective in the Indian Enlightenment Tradition.</p> <p>. A variety of ideas about the nature of coexistence worship.</p> <p>Concept of Vasudhaiva Kutumkam and all-round happiness'</p>								
Teaching Methodology	Classwork, Discussion, Self-Study, Seminars and/or Assignment								
Evaluation Method	Class attendance, participation, continuous evaluation, internal examination, etc. 50% External & 50% Internal								

**Veer Narmad South Gujarat University**

**Degree Program in Bachelors of Fine Arts**

**(BFA)**

**Program Outcome**


**For**

**Semester 1 & 2**

**PROGRAM CODE: 029**

(With Effect from the Academic Year)


**Year-2024-25**

A handwritten signature in blue ink, appearing to read 'S. K. Kumbhar', with a small star symbol to the left and some initials to the right.

# BACHELOR OF FINE ARTS

## SEMESTER-1 & 2 Foundation Year (Preparatory) (Fine Arts)


Name of Program	BACHELOR OF FINE ARTS			
Abbreviation	BFA			
Duration	4 Years			
Eligibility Criteria	1) Minimum 45% in 10+2 stream i.e. arts, commerce, science etc. 2) Entrance aptitude test 3) Weightage for admission-70% of entrance test & 30% of std. xii.			
Objective of Program	The core objective of the BFA programme is to prepare the students for productive career as Visual Artist and in Visual Arts industry. The program attempts to provide an outstanding environment of critical thinking and research of cultural heritage as well as on contemporary development within the discipline.			
Program Outcome	<p><b>PO1: Developing Critical and Creative Skills.</b>            Program attempts to train students to develop the lens of perceiving the world around and life through nuanced observational, analytical, critical and creative skills.</p> <p><b>PO2: Investing in Individualism</b>            The program invest through personal attention to develop individual students' language in making art concerning their interests, concerns and inquiries through regular conversations and critiques.</p> <p><b>PO3: Critical Thinking Development</b>            The program encourages students in regular reading and discussion sessions so as to ingrain criticality towards various artistic forms and functions.</p> <p><b>PO4: Interdisciplinary and Multicultural Approach</b>            The program engages the students in interdisciplinary and multicultural approaches to lay emphasis on the primacy of visual literacy in the formation of the engaged individual and their practice.</p>			
Program Specific Outcomes	<p>PSO1: Fostering the development of students' creative and intellectual sides along with making them aware of their actions in the process of being and becoming conscientious individuals of society.</p> <p>PSO2: Providing students with a range of theoretical, practical and skill based learning processes to fundamentally equip them for nurturing their personal and professional endeavours.</p> <p>PSO3: Cultivating the importance of approaches, methodologies, research, practice, discourse and theory within their practise as well as concerning the broader spectrum of art, culture, politics and society.</p>			
Mapping between POs and PSOs		PSO1	PSO2	PSO3
	PO1			
	PO2			
	PO3			
	PO4			
Medium of Instruction	English			



# PREPARATORY

## SEMESTER - 2

Course Code	Title	Teaching per week		Course Credits	University Examination		Internal Marks	Total Marks
		Theory	Practical		Duration	Marks		
Major Course - I	Painting & Pottery Ceramics		10	4	PRACTICAL ASSESSMENT/ VIVA	50	50	100
Major Course - II	Graphic Design		10	4	PRACTICAL ASSESSMENT/ VIVA	50	50	100
Minor course-I	History - 2		8	4	PRACTICAL ASSESSMENT/ VIVA	50	50	100
Multi/ Interdisciplinary	Digital Software Skill Enhancement - 2		12	4	PRACTICAL ASSESSMENT/ VIVA	50	50	100
Ability Enhancement Course	Fundamentals of Visual Arts - 2	2	-	2	2HOURS	25	25	50
Skill Enhancement Course	Communication skills -2	2	-	2	2 HOURS	25	25	50
Value Added Course	Bharatiya Knowledge System - 2	2	-	2	2 HOURS	25	25	50
<b>TOTAL</b>		6	30	22		275	275	550





Course Code									
Course Title	Painting and Print Making ( Preparatory)								
Credit	4								
Teaching per Week	10								
Effective From	2024-25								
Course Objective	<p><b>Painting :-</b> To develop the ability to draw two Dimensional - three Dimensional objects with detailed Drawing forms with multiples view of a particular elements with understanding of light and shades, colour, texture, flow, perspective and proportions.</p> <p><b>Print Making :-</b> Introduction of the technique of Woodcut and Linocut. Marble printing and collagraphs.</p>								
Course Outcomes	<p><b>Painting :-</b> (1) Acquire knowledge and vocabulary of the colour wheel and the visible light spectrum. (2) Understand the three characteristics of colour: hue, value, and intensity. Formulate a range of colour schemes. (3) Identify and apply the elements and principles of colour composition.</p> <p><b>Print Making :-</b> Understanding the idea of positive and negative space to develop visuals from sketches and drawings. Developing prints to practically understand the technicality of the medium. Experimenting with different woods, their nature and textures over the final print. Experimenting with various objects and surfaces to try monoprints.</p>								
Mapping between COs with PSOs	<table border="1"> <tr> <td></td> <td>PSO1</td> <td>PSO2</td> <td>PSO3</td> </tr> <tr> <td>CO1</td> <td></td> <td></td> <td></td> </tr> </table>		PSO1	PSO2	PSO3	CO1			
	PSO1	PSO2	PSO3						
CO1									
Course Content	<p><b>Painting :-</b> Study of objects in media like water colour, wash and crayons. Knowledge of primary secondary colour.</p> <p><b>Print Making :-</b> Making a design for a relief print from wood or linoleum blocks in black ink.</p>								
Teaching Methodology	Classwork, Discussion, Self-Study, Seminars and/or Assignment								
Evaluation Method	class attendance, participation, continuous evaluation, internal examination, etc. 50% External & 50% Internal								

Course Code									
Course Title	Graphic Design								
Credit	4								
Teaching per Week	10								
Effective From	2024-25								
Course Objective	Observation and developing the sense of design- using grids and developing layouts.								
Course Outcomes	Understanding the principles of graphic designing and implementing them in all the fields, be it Applied, Painting or Sculpture.								
Mapping between COs with PSOs	<table border="1"> <tr> <td></td> <td>PSO1</td> <td>PSO2</td> <td>PSO3</td> </tr> <tr> <td>CO1</td> <td></td> <td></td> <td></td> </tr> </table>		PSO1	PSO2	PSO3	CO1			
	PSO1	PSO2	PSO3						
CO1									
Course Content	<p>Primary elements and forces. Exercises in line and dot. Exercises with basic shapes and texture in relation to space.</p> <ul style="list-style-type: none"> <li>• Study of letter forms, basic types, study of their formal aspect, proportion, weight, interrelation of negative – positive space</li> </ul>								
Teaching Methodology	Classwork, Discussion, Self-Study, Seminars and/or Assignment								
Evaluation Method	class attendance, participation, continuous evaluation, internal examination, etc. 50% External & 50% Internal								

Dr. [Signature]



Course Code									
Course Title	History - 2 (Preparatory)								
Credit	4								
Teaching per Week	8								
Effective From	2024-25								
Course Objective	Lectures with presenting visuals plates. (Prehistory to modern art and Europe) assignments in form of descriptive or practices.								
Course Outcomes	understanding the subjects of art and how such factors as region, political background, cultures, geography, their contemporary revolution, religious practices, trading's are effecting the art practice of their contemporary time period. Evolution of medium, stylization and definition of art along whole chronology. Purpose of art before and now.								
Mapping between COs with PSOs	<table border="1"> <thead> <tr> <th></th> <th>PSO1</th> <th>PSO2</th> <th>PSO3</th> </tr> </thead> <tbody> <tr> <td>CO1</td> <td></td> <td></td> <td></td> </tr> </tbody> </table>		PSO1	PSO2	PSO3	CO1			
	PSO1	PSO2	PSO3						
CO1									
Course Content	<p>1. <b>STORY OF INDIAN ART</b> (Prehistoric) (Indus) (Vedic) (Medieval)  <b>STORY OF ART, CIVILIZATION AND CULTURE</b> - Evolution of Man, Prehistoric environment and art from hunting to agrarian form of society, changing needs and forms of art, tribal groups, traditions, religion and customs, way of life its values and civilizations.</p> <p>2. <b>Prehistoric:</b> Beginning of Art - evolution of man, prehistoric environment and art. From hunting to Agrarian forms of society, changing needs and forms of art. Tribal groups, religion and customs.</p> <p>3. <b>Early river valley civilizations</b> of Mesopotamia and Egypt. evolution of art and society.</p> <p>4. <b>Greek (Classical):</b> Greek culture and art-traditions of drama, sculpture and architecture. The legacy of roman art and architecture.</p> <p>5. <b>Rise of Christianity</b> in Europe, Byzantium and medieval Europe, Byzantine art, Romanesque and Gothic art and architecture.</p>								
Teaching Methodology	Classwork, Discussion, Self-Study, Seminars and/or Assignment								
Evaluation Method	class attendance, participation, continuous evaluation, internal examination, etc. 50% External & 50% Internal								

Course Code									
Course Title	Digital Software Skill Enhancement - 2 (preparatory)								
Credit	4								
Teaching per Week	2								
Effective From	2024-25								
Course Objective	To Understand the various aspects software application in their own work.								
Course Outcomes	To Understand the evolution of Digital art & it's value.								
Mapping between COs with PSOs	<table border="1"> <thead> <tr> <th></th> <th>PSO1</th> <th>PSO2</th> <th>PSO3</th> </tr> </thead> <tbody> <tr> <td>CO1</td> <td></td> <td></td> <td></td> </tr> </tbody> </table>		PSO1	PSO2	PSO3	CO1			
	PSO1	PSO2	PSO3						
CO1									
Course Content	To understand various Adobe Suite.								
Teaching Methodology	Classwork, Discussion, Self-Study, Seminars and/or Assignment								
Evaluation Method	class attendance, participation, continuous evaluation, internal examination, etc. 50% External & 50% Internal								


*Handwritten signature in blue ink.*

Course Code									
Course Title	Fundamentals of Visual Arts - 2 ( Preparatory)								
Credit	2								
Teaching per Week	2								
Effective From	2024-25								
Course Objective	The core objective of this course is to introduce the fundamental elements of visual Arts through								
Course Outcomes	Introducing fundamental elements of art through the observation and study of practice enabling to use these fundamentals								
Mapping between COs with PSOs	<table border="1"> <tr> <td></td> <td>PSO1</td> <td>PSO2</td> <td>PSO3</td> </tr> <tr> <td>CO1</td> <td></td> <td></td> <td></td> </tr> </table>		PSO1	PSO2	PSO3	CO1			
	PSO1	PSO2	PSO3						
CO1									
Course Content	Study from books, Art works and nature, the elements of visual arts like line, space, form, shape, color.								
Teaching Methodology	Classwork, Discussion, Self-Study, Seminars and/or Assignment								
Evaluation Method	class attendance, participation, continuous evaluation, internal examination, etc. 50% External & 50% Internal								

Course Code									
Course Title	Communication skill – 2 ( preparatory)								
Credit	2								
Teaching per Week	2								
Effective From	2024-25								
Course Objective	The main objective of this course is to acquaint students with the subtleties and intricacies of literature, vocabulary & Tying skills in English Language								
Course Outcomes	understanding the subjects of literature in art and how such factors there in contemporary revolution of literature in art writing practices, vocabulary skills in English Language effecting the art practice of their contemporary way of perceiving art.								
Mapping between COs with PSOs	<table border="1"> <tr> <td></td> <td>PSO1</td> <td>PSO2</td> <td>PSO3</td> </tr> <tr> <td>CO1</td> <td></td> <td></td> <td></td> </tr> </table>		PSO1	PSO2	PSO3	CO1			
	PSO1	PSO2	PSO3						
CO1									
Course Content	<p>1) The students would be able to communicate their simple and abstract ideas through language.</p> <p>2) The students would learn and master the essential concepts and ideas in order to facilitate better creative process.</p> <p>3) A gain of perspective through vigorous exercises and activities which will come handy in their primary pursuits of being</p>								
Teaching Methodology	Classwork, Discussion, Self-Study, Seminars and/or Assignment								
Evaluation Method	Class attendance, participation, continuous evaluation, internal examination, etc. 50% External & 50% Internal								

Course Code									
Course Title	Bharatiya Knowledge System-2 ( Preparatory)								
Credit	2								
Teaching per Week	2								
Effective From	2024-25								
Course Objective	As prescribed by board of studies.								
Course Outcomes	As prescribed by board of studies.								
Mapping between COs with PSOs	<table border="1"> <tr> <td></td> <td>PSO1</td> <td>PSO2</td> <td>PSO3</td> </tr> <tr> <td>CO1</td> <td></td> <td></td> <td></td> </tr> </table>		PSO1	PSO2	PSO3	CO1			
	PSO1	PSO2	PSO3						
CO1									
Course Content	As prescribed by board of studies.								
Teaching Methodology	Classwork, Discussion, Self-Study, Seminars and/or Assignment								
Evaluation Method	Class attendance, participation, continuous evaluation, internal examination, etc. 50% External & 50% Internal								



**Veer Narmad South Gujarat University**

**Degree Program in Bachelors of Fine Arts**

**(BFA)**

**Program Outcome**

**For**

**Semester 3 & 4**

**PROGRAM CODE: 029**

(With Effect from the Academic Year)

**Year-2024-25**

*ABat*  
*[Signature]*  
*[Signature]*

## BACHELOR OF FINE ARTS




### SEMESTER-3 & 4 (1<sup>st</sup> Year Specialisation in Applied Art) (Fine Arts)

Name of Program	BACHELOR OF FINE ARTS			
Abbreviation	BFA			
Duration	4 Years			
Eligibility Criteria	1) Minimum 45% in 10+2 stream i.e. arts, commerce, science etc. 2) Entrance aptitude test 3) Weightage for admission-70% of entrance test & 30% of std. xii.			
Objective of Program	The core objective of the BFA programme is to prepare the students for productive career as Visual Artist and in Visual Arts industry. The program attempts to provide an outstanding environment of critical thinking and research of cultural heritage as well as on contemporary development within the discipline.			
Program Outcome	<p><b>PO1: Developing Critical and Creative Skills.</b>            Program attempts to train students to develop the lens of perceiving the world around and life through nuanced observational, analytical, critical and creative skills.</p> <p><b>PO2: Investing in Individualism</b>            The program invest through personal attention to develop individual students' language in making art concerning their interests, concerns and inquiries through regular conversations and critiques.</p> <p><b>PO3: Critical Thinking Development</b>            The program encourages students in regular reading and discussion sessions so as to ingrain criticality towards various artistic forms and functions.</p> <p><b>PO4: Interdisciplinary and Multicultural Approach</b>            The program engages the students in interdisciplinary and multicultural approaches to lay emphasis on the primacy of visual literacy in the formation of the engaged individual and their practice.</p>			
Program Specific Outcomes	<p>PSO1: Fostering the development of students' creative and intellectual sides along with making them aware of their actions in the process of being and becoming conscientious individuals of society.</p> <p>PSO2: Providing students with a range of theoretical, practical and skill based learning processes to fundamentally equip them for nurturing their personal and professional endeavours.</p> <p>PSO3: Cultivating the importance of approaches, methodologies, research, practice, discourse and theory within their practise as well as concerning the broader spectrum of art, culture, politics and society.</p>			
Mapping between POs and PSOs		PSO1	PSO2	PSO3
	PO1			
	PO2			
	PO3			
	PO4			
Medium of Instruction	English			

# 1<sup>ST</sup> YEAR SPECIALISATION IN APPLIED ART

## SEMESTER - 3

Course Code	Title	Teaching per week		Course Credits	University Examination		Internal Marks	Total Marks
		Theory	Practical		Duration	Marks		
Major Course - V	Graphic Design - 1		8	4	PRACTICAL ASSESSMENT/ VIVA	50	50	100
Major Course - VI	Illustration - 1		8	4	PRACTICAL ASSESSMENT/ VIVA	50	50	100
Major Course-VII	Art History - 1	8		4	3 hrs	50	50	100
Minor Course								
Multi/ Interdisciplinary	Photography - 1		3	2	PRACTICAL ASSESSMENT/ VIVA	25	25	50
	Typography - 1		3	2		25	25	50
Ability Enhancement Course	Advance Digital Software Skill - 1		2	2	PRACTICAL ASSESSMENT/ VIVA	25	25	50
Skill Enhancement Course	Communication Skills - 3	2	-	2	2 HOURS	25	25	50
Indian Knowledge System	Bharatiya Knowledge System - 3	2	-	2	2 HOURS	25	25	50
<b>TOTAL</b>		12	24	22		275	275	550

**Veer Narmad South Gujarat University**  
**Degree Program in Bachelor of Fine Arts**  
**(BFA)**  
**COURSE Outcome**  
**For**  
**Semester 3**

**PROGRAM CODE: 029**



(With Effect from the Academic Year)

**Year-2024-25**

*ABat*  
*Chh...*

Course Code									
Course Title	Graphic Design - 1								
Credit	4								
Teaching per Week	8								
Effective From	2024-25								
Course Objective	The core objective of this course is to introduce students to branding, principles & elements of graphic design. Also, they will learn to understand grids to have better sense of layouts. Add-on students should be able to implement these concepts using software – Adobe PS and AI.								
Course Outcomes	This course includes basics of printing press & designing								
Mapping between COs with PSOs	<table border="1"> <thead> <tr> <th></th> <th>PSO1</th> <th>PSO2</th> <th>PSO3</th> </tr> </thead> <tbody> <tr> <td>CO1</td> <td></td> <td></td> <td></td> </tr> </tbody> </table>		PSO1	PSO2	PSO3	CO1			
	PSO1	PSO2	PSO3						
CO1									
Course Content	Proportion and scales of types of letters. Introduction to typography. Basic types and study of their formal aspects. Interrelation of negative and positive space. • Designing symbol, logo, stationery, press layout book cover.								
Teaching Methodology	Classwork, Discussion, Self-Study, Seminars and/or Assignment								
Evaluation Method	class attendance, participation, continuous evaluation, internal examination, etc. 50% External & 50% Internal								

Course Code									
Course Title	Illustration - 1								
Credit	4								
Teaching per Week	8								
Effective From	2024-25								
Course Objective	The core objective of this course is to introduce and foreground the fundamental aspects of sketching and drawing while parallelly developing a lens of how to see, observe, perceive and understand; these being primary facets in the field of Visual Arts and its applications.								
Course Outcomes	Understanding the fundamental elements of drawing - form, perspective, volume, light, color, value, brushstroke through study								
Mapping between COs with PSOs	<table border="1"> <thead> <tr> <th></th> <th>PSO1</th> <th>PSO2</th> <th>PSO3</th> </tr> </thead> <tbody> <tr> <td>CO1</td> <td></td> <td></td> <td></td> </tr> </tbody> </table>		PSO1	PSO2	PSO3	CO1			
	PSO1	PSO2	PSO3						
CO1									
Course Content	Studies of objects and human figures								
Teaching Methodology	Classwork, Discussion, Self-Study, Seminars and/or Assignment								
Evaluation Method	class attendance, participation, continuous evaluation, internal examination, etc. 50% External & 50% Internal								



Course Code									
Course Title	Art History -1								
Credit	4								
Teaching per Week	8								
Effective From	2024-25								
Course Objective	<p>Art of Ancient India :</p> <p>To understand the concept of civilizations and its various parts. It starts with Indus Valley to the Gupta Dynasty. The aspects of religion (Buddhism/Jainism/Hinduism) and the concept of Indian canons through the concept of various spaces.</p> <p>Art of Far East :</p> <p>To understand the various aspects of Eastern Civilization, linear and comparative understanding of various aspects</p>								
Course Outcomes	<p>Art of Ancient India :</p> <p>To understand the evolution of art practices and various material expressions, simultaneously understand iconographical structure</p> <p>Art of Far East :</p> <p>To understand the evolution of art through various other civilizations in a parallel timeline.</p>								
Mapping between COs with PSOs	<table border="1"> <tr> <td></td> <td>PSO1</td> <td>PSO2</td> <td>PSO3</td> </tr> <tr> <td>CO1</td> <td></td> <td></td> <td></td> </tr> </table>		PSO1	PSO2	PSO3	CO1			
	PSO1	PSO2	PSO3						
CO1									
Course Content	<p>Art of Ancient India :</p> <p>Prehistoric art, Indus Valley Civilization, Vedic Age, Mauryan Dynasty, Sunga Dynasty, Kuashana Dynasty, Gupta Dynasty.</p> <p>Art of Far East :</p> <p>Chinese Civilization, Korean Civilization, Cambodian Civilization, Japanese Civilization.</p>								
Teaching Methodology	Classwork, Discussion, Self-Study, Seminars and/or Assignment								
Evaluation Method	Class attendance, participation, continuous evaluation, internal examination, etc. 50% External & 50% Internal								

Course Code									
Course Title	Photography - 1								
Credit	2								
Teaching per Week	3								
Effective From	2024-25								
Course Objective	<p>Lighting step up with useful when working with models. Model photography working with lighting setup, street photography comfortable photographic strangers in public and product photography with proper concept, composition, light and reflection</p> <p>Add-on also with final output with the help of ps and Lightroom</p> <p>They been capable of working in production house, advertising field, fashion photography etc.</p>								
Course Outcomes	street photography , product photography								
Mapping between COs with PSOs	<table border="1"> <tr> <td></td> <td>PSO1</td> <td>PSO2</td> <td>PSO3</td> </tr> <tr> <td>CO1</td> <td></td> <td></td> <td></td> </tr> </table>		PSO1	PSO2	PSO3	CO1			
	PSO1	PSO2	PSO3						
CO1									
Course Content	Introduction to creative Photography. Developing techniques, enlarging, dodging and cropping, reductions, intensification and								
Teaching Methodology	Classwork, Discussion, Self-Study, Seminars and/or Assignment								
Evaluation Method	class attendance, participation, continuous evaluation, internal examination, etc. 50% External & 50% Internal								

*ABat*  
*Chhenu*

Course Code									
Course Title	Typography - 1								
Credit	2								
Teaching per Week	3								
Effective From	2024-25								
Course Objective	The core objective of this course is to introduce to type anatomy, typography principle, elements and basi.								
Course Outcomes	aesthetic of designing sense.								
Mapping between COs with PSOs	<table border="1"> <tr> <td></td> <td>PSO1</td> <td>PSO2</td> <td>PSO3</td> </tr> <tr> <td>CO1</td> <td></td> <td></td> <td></td> </tr> </table>		PSO1	PSO2	PSO3	CO1			
	PSO1	PSO2	PSO3						
CO1									
Course Content	<ul style="list-style-type: none"> <li>Anatomy of typefaces, introduction of serif typefaces, sense-serif typefaces, script typefaces, decorative typefaces, display typeface and how to modified typefaces and how to brake typefaces helps throw basic type anatomy.</li> <li>Design talkative logo, symbol, voice convert in typeface.</li> </ul>								
Teaching Methodology	Classwork, Discussion, Self-Study, Seminars and/or Assignment								
Evaluation Method	class attendance, participation, continuous evaluation, internal examination, etc. 50% External & 50% Internal								

Course Code									
Course Title	Advance Digital Software Skill - 1								
Credit	2								
Teaching per Week	2								
Effective From	2024-25								
Course Objective	Master essential software tools, develop creative problem-solving skills, build a diverse portfolio, explore design principles, understand UX design, collaborate effectively, and stay updated on industry trends.								
Course Outcomes	<ol style="list-style-type: none"> <li>Utilize essential software tools proficiently for photo and video editing.</li> <li>Demonstrate creative problem-solving skills in real-world design challenges.</li> <li>Create a diverse portfolio showcasing various design projects.</li> <li>Implement user-centric design practices to optimize user experiences.</li> <li>Stay updated on industry trends and technologies in graphic design and digital art.</li> </ol>								
Mapping between COs with PSOs	<table border="1"> <tr> <td></td> <td>PSO1</td> <td>PSO2</td> <td>PSO3</td> </tr> <tr> <td>CO1</td> <td></td> <td></td> <td></td> </tr> </table>		PSO1	PSO2	PSO3	CO1			
	PSO1	PSO2	PSO3						
CO1									
Course Content	<ol style="list-style-type: none"> <li>Mastering Photo and Video Editing Software: <ul style="list-style-type: none"> <li>Learn essential tools and techniques in popular software such as Adobe Photoshop, Adobe Illustrator, Adobe Premiere Pro, and Adobe After Effects.</li> <li>Understand fundamental concepts like layers, masks, color correction, blending modes, and special effects to manipulate images and videos effectively.</li> </ul> </li> <li>Developing Creative Problem-Solving Skills: <ul style="list-style-type: none"> <li>Enhance problem-solving abilities by tackling real-world design challenges.</li> <li>Explore different approaches to visual problem-solving and learn to think critically about design decisions.</li> </ul> </li> <li>Building a Strong Portfolio: <ul style="list-style-type: none"> <li>Create a diverse portfolio showcasing a range of design projects, including digital illustrations, photo manipulations, motion graphics, and video editing.</li> <li>Develop presentation skills to effectively communicate design concepts and solutions.</li> </ul> </li> <li>Exploring Design Principles and Techniques: <ul style="list-style-type: none"> <li>Study design principles such as composition, typography, color theory, and visual hierarchy.</li> <li>Experiment with various design techniques to develop a unique style and aesthetic.</li> </ul> </li> <li>Understanding User Experience (UX) Design: <ul style="list-style-type: none"> <li>Gain insights into user-centric design principles and practices.</li> <li>Learn how to conduct user research, create wireframes, and prototype designs to optimize the user experiences.</li> </ul> </li> </ol>								
Teaching Methodology	Classwork, Discussion, Self-Study, Seminars and/or Assignment								
Evaluation Method	class attendance, participation, continuous evaluation, internal examination, etc. 50% External & 50% Internal								

Course Code									
Course Title	Communication skill – 3								
Credit	2								
Teaching per Week	2								
Effective From	2024-25								
Course Objective	Enhance students' verbal and written communication proficiency by engaging with literature as a means of expression, interpretation, and dialogue.								
Course Outcomes	<ul style="list-style-type: none"> <li>- Demonstrate effective oral communication skills through discussions and presentations</li> <li>- Develop clear and coherent written communication through essays and reflections</li> <li>- Analyze and interpret diverse literature to enhance critical thinking</li> <li>- Apply literary techniques to enhance written and oral communication</li> <li>- Reflect on personal communication growth through self-assessment</li> <li>- Explore literature's intersection with other art forms</li> <li>- Engage with diverse cultural perspectives in literature</li> <li>- Create original works showcasing communication skills</li> </ul>								
Mapping between COs with PSOs	<table border="1"> <thead> <tr> <th></th> <th>PSO1</th> <th>PSO2</th> <th>PSO3</th> </tr> </thead> <tbody> <tr> <td>CO1</td> <td></td> <td></td> <td></td> </tr> </tbody> </table>		PSO1	PSO2	PSO3	CO1			
	PSO1	PSO2	PSO3						
CO1									
Course Content	<ul style="list-style-type: none"> <li>- Analysis of audio recordings of literary readings, speeches, or interviews to improve listening comprehension.</li> <li>- Group discussions and activities centered around audio excerpts to enhance active listening and critical thinking.</li> <li>- Close reading of diverse literary texts, including poetry, short stories, novels, and essays, to develop comprehension and interpretation skills.</li> <li>- Oral presentations on literary topics, encouraging students to articulate their ideas clearly and persuasively.</li> <li>- Analytical essays requiring students to articulate their understanding of literary works, supported by evidence from the text.</li> <li>- Creative writing assignments inspired by literature, such as character sketches, narrative retellings, or original poetry, to encourage expression and creativity.</li> <li>- Group projects that require collaboration, communication, and the application of multiple skills, such as creating multimedia presentations or staging dramatic readings.</li> </ul>								
Teaching Methodology	Classwork, Discussion, Self-Study, Seminars and/or Assignment								
Evaluation Method	Class attendance, participation, continuous evaluation, internal examination, etc. 50% External & 50% Internal								



\*

Best

*[Handwritten signature]*

10/2

Course Code									
Course Title	Bharatiya Knowledge System – 3								
Credit	2								
Teaching per Week	2								
Effective From	2024-25								
Course Objective	<ol style="list-style-type: none"> <li>1. The main objective of this course is to stimulate ethical reflection, awareness, responsibility, and compassion in young students</li> <li>2. To provide them with insight into important ethical principles and values</li> <li>3. To equip them with intellectual capacities for responsible moral judgment.</li> <li>4. To cultivate not just knowledgeable individuals but also morally upright citizens who contribute positively to society</li> </ol>								
Course Outcomes	<p>After completing this course the students would be able to meet the following outcomes</p> <ol style="list-style-type: none"> <li>1. The learners would develop a strong sense of right and wrong</li> <li>2. The course would promote qualities such as honesty, patriotism, integrity and empathy</li> <li>3. This qualities could not only contribute to their personal growth but also would contribute for building a harmonious and compassionate society.</li> </ol>								
Mapping between COs with PSOs	<table border="1"> <thead> <tr> <th></th> <th>PSO1</th> <th>PSO2</th> <th>PSO3</th> </tr> </thead> <tbody> <tr> <td>CO1</td> <td></td> <td></td> <td></td> </tr> </tbody> </table>		PSO1	PSO2	PSO3	CO1			
	PSO1	PSO2	PSO3						
CO1									
Course Content	<ol style="list-style-type: none"> <li>1. Indian Oratory and Ashtadasha Vidyasthan</li> <li>2. On Indian Knowledge in Folklife and Oral Traditions</li> <li>3. Global relevance of Indian knowledge tradition</li> <li>4. Causes of decline and renaissance of Indian knowledge tradition Instability arising from foreign invasions Deindustrialization by the British</li> <li>5. Social Systems and Art in the Indian Enlightenment Tradition individual, family, people, state and nation, Dance, music, architectural arts.</li> <li>6. Science and Technology in Ancient India Agriculture, Metallurgy, Astronomy, Garment industry</li> <li>7. Meaning and management in Indian tradition</li> <li>8. Arthashastra of Acharya Kautilya</li> </ol>								
Teaching Methodology	Classwork, Discussion, Self-Study, Seminars and/or Assignment								
Evaluation Method	Class attendance, participation, continuous evaluation, internal examination, etc. 50% External & 50% Internal								

**Veer Narmad South Gujarat University**

**Degree Program in Bachelors of Fine Arts**

**(BFA)**

**Program Outcome**


**For**

**Semester 3 & 4**

**PROGRAM CODE: 029**

(With Effect from the Academic Year)

**Year-2024-25**

*Bat*  
*Shankar*  


## BACHELOR OF FINE ARTS


### SEMESTER-3 & 4 (1<sup>st</sup> Year Specialisation in Applied Art) (Fine Arts)

Name of Program	BACHELOR OF FINE ARTS			
Abbreviation	BFA			
Duration	4 Years			
Eligibility Criteria	1) Minimum 45% in 10+2 stream i.e. arts, commerce, science etc. 2) Entrance aptitude test 3) Weightage for admission-70% of entrance test & 30% of std. xii.			
Objective of Program	The core objective of the BFA programme is to prepare the students for productive career as Visual Artist and in Visual Arts industry. The program attempts to provide an outstanding environment of critical thinking and research of cultural heritage as well as on contemporary development within the discipline.			
Program Outcome	<p><b>PO1: Developing Critical and Creative Skills.</b>            Program attempts to train students to develop the lens of perceiving the world around and life through nuanced observational, analytical, critical and creative skills.</p> <p><b>PO2: Investing in Individualism</b>            The program invest through personal attention to develop individual students' language in making art concerning their interests, concerns and inquiries through regular conversations and critiques.</p> <p><b>PO3: Critical Thinking Development</b>            The program encourages students in regular reading and discussion sessions so as to ingrain criticality towards various artistic forms and functions.</p> <p><b>PO4: Interdisciplinary and Multicultural Approach</b>            The program engages the students in interdisciplinary and multicultural approaches to lay emphasis on the primacy of visual literacy in the formation of the engaged individual and their practice.</p>			
Program Specific Outcomes	<p>PSO1: Fostering the development of students' creative and intellectual sides along with making them aware of their actions in the process of being and becoming conscientious individuals of society.</p> <p>PSO2: Providing students with a range of theoretical, practical and skill based learning processes to fundamentally equip them for nurturing their personal and professional endeavours.</p> <p>PSO3: Cultivating the importance of approaches, methodologies, research, practice, discourse and theory within their practise as well as concerning the broader spectrum of art, culture, politics and society.</p>			
Mapping between POs and PSOs		PSO1	PSO2	PSO3
	PO1			
	PO2			
	PO3			
	PO4			
Medium of Instruction	English			

# 1<sup>ST</sup> YEAR SPECIALISATION IN APPLIED ART

## SEMESTER - 4

Course Code	Title	Teaching per week		Course Credits	University Examination		Internal Marks	Total Marks
		Theory	Practical		Duration	Marks		
Major Course - V	Graphic Design - 2		8	4	PRACTICAL ASSESSMENT/ VIVA	50	50	100
Major Course - VI	Illustration - 2		8	4	PRACTICAL ASSESSMENT/ VIVA	50	50	100
Major Course-VII	Art History - 2	8		4	3 hrs	50	50	100
Minor Course	Typography - 2		3	2	PRACTICAL ASSESSMENT/ VIVA	25	25	50
	Photography - 2		3	2		25	25	50
Multi/ Interdisciplinary								
Ability Enhancement Course	Advance Digital Software Skill - 2		2	2	PRACTICAL ASSESSMENT/ VIVA	25	25	50
Skill Enhancement Course	Communication Skills - 4	2		2	2 HOURS	25	25	50
Indian Knowledge System	Indian Value System	2		2	2 HOURS	25	25	50
<b>TOTAL</b>		12	24	22		275	275	550



**Veer Narmad South Gujarat University**

**Degree Program in Bachelor of Fine Arts**

**(BFA)**

**COURSE Outcome**

**For**

**Semester 4**

**PROGRAM CODE: 029**

(With Effect from the Academic Year)



**Year-2024-25**

*\* Bat*

*[Signature]*

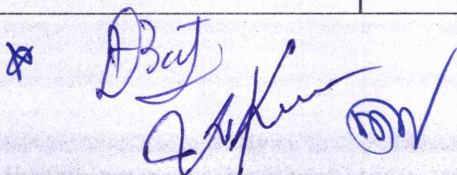
Course Code									
Course Title	Graphic Design - 2								
Credit	4								
Teaching per Week	8								
Effective From	2024-25								
Course Objective	The core objective of this course is to introduce students to branding, principles & elements of graphic design. Also, they will learn to understand grids to have better sense of layouts. Add-on students should be able to implement these concepts using software – Adobe PS and AI.								
Course Outcomes	This course includes basics of printing press & designing								
Mapping between COs with PSOs	<table border="1"> <tr> <td></td> <td>PSO1</td> <td>PSO2</td> <td>PSO3</td> </tr> <tr> <td>CO1</td> <td></td> <td></td> <td></td> </tr> </table>		PSO1	PSO2	PSO3	CO1			
	PSO1	PSO2	PSO3						
CO1									
Course Content	Proportion and scales of types of letters. Introduction to typography. Basic types and study of their formal aspects. Interrelation of negative and positive space. • Designing symbol, logo, stationery, press layout book cover.								
Teaching Methodology	Classwork, Discussion, Self-Study, Seminars and/or Assignment								
Evaluation Method	class attendance, participation, continuous evaluation, internal examination, etc. 50% External & 50% Internal								

Course Code									
Course Title	Illustration - 2								
Credit	4								
Teaching per Week	8								
Effective From	2024-25								
Course Objective	The core objective of this course is to introduce and foreground the fundamental aspects of sketching and drawing while parallelly developing a lens of how to see, observe, perceive and understand; these being primary facets in the field of Visual Arts and its applications.								
Course Outcomes	Understanding the fundamental elements of drawing - form, perspective, volumn, light, color, value, brushstroke through study								
Mapping between COs with PSOs	<table border="1"> <tr> <td></td> <td>PSO1</td> <td>PSO2</td> <td>PSO3</td> </tr> <tr> <td>CO1</td> <td></td> <td></td> <td></td> </tr> </table>		PSO1	PSO2	PSO3	CO1			
	PSO1	PSO2	PSO3						
CO1									
Course Content	Studies of objects and human figures								
Teaching Methodology	Classwork, Discussion, Self-Study, Seminars and/or Assignment								
Evaluation Method	class attendance, participation, continuous evaluation, internal examination, etc. 50% External & 50% Internal								




Course Code									
Course Title	Art History -2								
Credit	4								
Teaching per Week	8								
Effective From	2024-25								
Course Objective	Art of Ancient India : To understand the concept of civilizations and its various parts. It starts with Indus Valley to the Gupta Dynasty. The aspects of religion (Buddhism/Jainism/Hinduism) and the concept of Indian canons through the concept of various spaces.  Art of Far East : To understand the various aspects of Eastern Civilization, linear and comparative understanding of various aspects								
Course Outcomes	Art of Ancient India : To understand the evolution of art practices and various material expressions, simultaneously understand iconographical structure Art of Far East : To understand the evolution of art through various other civilizations in a parallel timeline.								
Mapping between COs with PSOs	<table border="1"> <thead> <tr> <th></th> <th>PSO1</th> <th>PSO2</th> <th>PSO3</th> </tr> </thead> <tbody> <tr> <td>CO1</td> <td></td> <td></td> <td></td> </tr> </tbody> </table>		PSO1	PSO2	PSO3	CO1			
	PSO1	PSO2	PSO3						
CO1									
Course Content	Art of Ancient India : Prehistoric art, Indus Valley Civilization, Vedic Age, Mauryan Dynasty, Sunga Dynasty, Kuashana Dynasty, Gupta Dynasty. Art of Far East : Chinese Civilization, Korean Civilization, Cambodian Civilization, Japanese Civilization.								
Teaching Methodology	Classwork, Discussion, Self-Study, Seminars and/or Assignment								
Evaluation Method	Class attendance, participation, continuous evaluation, internal examination, etc. 50% External & 50% Internal								

Course Code									
Course Title	Typography - 2								
Credit	2								
Teaching per Week	3								
Effective From	2024-25								
Course Objective	The objective of this course is to provide students with a fundamental understanding of typefaces and typographic principles. Students will learn to apply these principles to create effective and visually appealing typographical compositions.								
Course Outcomes	By the end of this course, students will: 1. Identify and categorize various typefaces. 2. Apply typographic principles such as kerning, leading, and tracking. 3. Create balanced and readable typographical compositions. 4. Critically evaluate and refine typographical designs. 5. Use typography to enhance visual communication in design projects.								
Mapping between COs with PSOs	<table border="1"> <thead> <tr> <th></th> <th>PSO1</th> <th>PSO2</th> <th>PSO3</th> </tr> </thead> <tbody> <tr> <td>CO1</td> <td></td> <td></td> <td></td> </tr> </tbody> </table>		PSO1	PSO2	PSO3	CO1			
	PSO1	PSO2	PSO3						
CO1									
Course Content	Exercise: Typographical Composition Objective: Create a typographical composition to effectively communicate a chosen message. Steps: 1. *Choose a Message:* Select a meaningful quote or word. 2. *Select Typefaces:* Pick 2-3 complementary typefaces from different categories. 3. *Initial Layout:* Type the message in design software, experimenting with sizes and weights. 4. *Apply Typographic Principles:* - *Hierarchy:* Use size and weight for emphasis. - *Contrast:* Combine different typefaces and styles. - *Spacing:* Adjust kerning, leading, and tracking. 5. *Design and Layout:* - Align text and use white space effectively. - Optionally, add simple graphic elements. 6. *Refine Design:* Review and adjust for balance and readability.								
Teaching Methodology	Classwork, Discussion, Self-Study, Seminars and/or Assignment								
Evaluation Method	class attendance, participation, continuous evaluation, internal examination, etc. 50% External & 50% Internal								





Course Code									
Course Title	Photography - 2								
Credit	2								
Teaching per Week	3								
Effective From	2024-25								
Course Objective	Lighting step up with useful when working with models. Model photography working with lighting setup, street photography comfortable photographic strangers in public and product photography with proper concept, composition, light and reflection Add-on also with final output with the help of ps and Lightroom They been capable of working in production house, advertising field, fashion photography etc.								
Course Outcomes	street photography , product photography								
Mapping between COs with PSOs	<table border="1"> <tr> <td></td> <td>PSO1</td> <td>PSO2</td> <td>PSO3</td> </tr> <tr> <td>CO1</td> <td></td> <td></td> <td></td> </tr> </table>		PSO1	PSO2	PSO3	CO1			
	PSO1	PSO2	PSO3						
CO1									
Course Content	Introduction to creative Photography. Developing techniques, enlarging, dodging and cropping, reductions, intensification and								
Teaching Methodology	Classwork, Discussion, Self-Study, Seminars and/or Assignment								
Evaluation Method	class attendance, participation, continuous evaluation, internal examination, etc. 50% External & 50% Internal								

Course Code									
Course Title	Advance Digital Software Skill - 2								
Credit	2								
Teaching per Week	2								
Effective From	2024-25								
Course Objective	Master essential software tools, develop creative problem-solving skills, build a diverse portfolio, explore design principles, understand UX design, collaborate effectively, and stay updated on industry trends.								
Course Outcomes	<ol style="list-style-type: none"> <li>Utilize essential software tools proficiently for photo and video editing.</li> <li>Demonstrate creative problem-solving skills in real-world design challenges.</li> <li>Create a diverse portfolio showcasing various design projects.</li> <li>Implement user-centric design practices to optimize user experiences.</li> <li>Stay updated on industry trends and technologies in graphic design and digital art.</li> </ol>								
Mapping between COs with PSOs	<table border="1"> <tr> <td></td> <td>PSO1</td> <td>PSO2</td> <td>PSO3</td> </tr> <tr> <td>CO1</td> <td></td> <td></td> <td></td> </tr> </table>		PSO1	PSO2	PSO3	CO1			
	PSO1	PSO2	PSO3						
CO1									
Course Content	<ol style="list-style-type: none"> <li>Mastering Photo and Video Editing Software: <ul style="list-style-type: none"> <li>Learn essential tools and techniques in popular software such as Adobe Photoshop, Adobe Illustrator, Adobe Premiere Pro, and Adobe After Effects.</li> <li>Understand fundamental concepts like layers, masks, color correction, blending modes, and special effects to manipulate images and videos effectively.</li> </ul> </li> <li>Developing Creative Problem-Solving Skills: <ul style="list-style-type: none"> <li>Enhance problem-solving abilities by tackling real-world design challenges.</li> <li>Explore different approaches to visual problem-solving and learn to think critically about design decisions.</li> </ul> </li> <li>Building a Strong Portfolio: <ul style="list-style-type: none"> <li>Create a diverse portfolio showcasing a range of design projects, including digital illustrations, photo manipulations, motion graphics, and video editing.</li> <li>Develop presentation skills to effectively communicate design concepts and solutions.</li> </ul> </li> <li>Exploring Design Principles and Techniques: <ul style="list-style-type: none"> <li>Study design principles such as composition, typography, color theory, and visual hierarchy.</li> <li>Experiment with various design techniques to develop a unique style and aesthetic.</li> </ul> </li> <li>Understanding User Experience (UX) Design: <ul style="list-style-type: none"> <li>Gain insights into user-centric design principles and practices.</li> <li>Learn how to conduct user research, create wireframes, and prototype designs to optimize the user experiences.</li> </ul> </li> </ol>								
Teaching Methodology	Classwork, Discussion, Self-Study, Seminars and/or Assignment								
Evaluation Method	class attendance, participation, continuous evaluation, internal examination, etc. 50% External & 50% Internal								

Course Code									
Course Title	Communication skill – 4								
Credit	2								
Teaching per Week	2								
Effective From	2024-25								
Course Objective	Enhance students' verbal and written communication proficiency by engaging with literature as a means of expression, interpretation, and dialogue.								
Course Outcomes	<ul style="list-style-type: none"> <li>- Demonstrate effective oral communication skills through discussions and presentations</li> <li>- Develop clear and coherent written communication through essays and reflections</li> <li>- Analyze and interpret diverse literature to enhance critical thinking</li> <li>- Apply literary techniques to enhance written and oral communication</li> <li>- Reflect on personal communication growth through self-assessment</li> <li>- Explore literature's intersection with other art forms</li> <li>- Engage with diverse cultural perspectives in literature</li> <li>- Create original works showcasing communication skills</li> </ul>								
Mapping between COs with PSOs	<table border="1"> <thead> <tr> <th></th> <th>PSO1</th> <th>PSO2</th> <th>PSO3</th> </tr> </thead> <tbody> <tr> <td>CO1</td> <td></td> <td></td> <td></td> </tr> </tbody> </table>		PSO1	PSO2	PSO3	CO1			
	PSO1	PSO2	PSO3						
CO1									
Course Content	<ul style="list-style-type: none"> <li>- Analysis of audio recordings of literary readings, speeches, or interviews to improve listening comprehension.</li> <li>- Group discussions and activities centered around audio excerpts to enhance active listening and critical thinking.</li> <li>- Close reading of diverse literary texts, including poetry, short stories, novels, and essays, to develop comprehension and interpretation skills.</li> <li>- Oral presentations on literary topics, encouraging students to articulate their ideas clearly and persuasively.</li> <li>- Analytical essays requiring students to articulate their understanding of literary works, supported by evidence from the text.</li> <li>- Creative writing assignments inspired by literature, such as character sketches, narrative retellings, or original poetry, to encourage expression and creativity.</li> <li>- Group projects that require collaboration, communication, and the application of multiple skills, such as creating multimedia presentations or staging dramatic readings.</li> </ul>								
Teaching Methodology	Classwork, Discussion, Self-Study, Seminars and/or Assignment								
Evaluation Method	Class attendance, participation, continuous evaluation, internal examination, etc. 50% External & 50% Internal								

Course Code									
Course Title	Indian Value System								
Credit	2								
Teaching per Week	2								
Effective From	2024-25								
Course Objective	<ol style="list-style-type: none"> <li>1. The main objective of this course is to stimulate ethical reflection, awareness, responsibility, and compassion in young students .</li> <li>2. To provide them with insight into important ethical principles and values.</li> <li>3. To equip them with intellectual capacities for responsible moral judgment.</li> <li>4. To cultivate not just knowledgeable individuals but also morally upright citizens who contribute positively to society.</li> </ol>								
Course Outcomes	<p>After completing this course the students would be able to meet the following outcomes.</p> <ol style="list-style-type: none"> <li>1. The learners would develop a strong sense of right and wrong.</li> <li>2. The course would promote qualities such as honesty, patriotism, integrity and empathy.</li> <li>3. This qualities could not only contribute to their personal growth but also would contribute for building a harmonious and compassionate society.</li> </ol>								
Mapping between COs with PSOs	<table border="1"> <thead> <tr> <th></th> <th>PSO1</th> <th>PSO2</th> <th>PSO3</th> </tr> </thead> <tbody> <tr> <th>CO1</th> <td></td> <td></td> <td></td> </tr> </tbody> </table>		PSO1	PSO2	PSO3	CO1			
	PSO1	PSO2	PSO3						
CO1									
Course Content	<p>Unit : 1</p> <ol style="list-style-type: none"> <li>1. Moral Stories : 1.The Story of the Blue Jackal (from Panchtantra)</li> <li>2. The Brahmin and the Crooks (from Panchtantra)</li> <li>3. Satyakama : The seeker of Truth ( from Chandogya Upanishad)</li> <li>4. Shvetaketu( fromChandogya Upanishad)</li> <li>5. Little Prince No – Father (The Power of Truth) (from Jataka Katha)</li> <li>6. Dirty Bath Water ( from Jataka Katha)</li> </ol> <p>Unit : 2</p> <p>(A) Yamas and Niyamas (Patanjali's Yoga Sutras) (Only introductory explanations required relating to Five Yamas– Ahimsa ,satya, Asteya, Brahmacharya, Aparigraha and Five Niyamas – Saucha,santosh, Tapas,Swadhyaya and Ishvara Pranidhana )</p> <p>(B) Subhashitani</p> <ol style="list-style-type: none"> <li>1. एकवर्णं यथा दुग्धं भिन्नवर्णान्मु धेनुषु । तथैव धर्मवैचित्र्यं तत्त्वमेकं परं स्मृतम् ॥</li> <li>2. अयं निजः परो वेति गणना लघुचेतसाम् । उदारचरितानां तु वसुधैव कुटुम्बकम् ॥</li> <li>3. कुलस्यार्थे त्यजेदेकम् गाम्स्यार्थे कुलम्यजेत् । गामं जनपदस्यार्थे आत्मार्थं पृथिवीम् त्यजेत् ॥</li> <li>4. उद्यमेन हि सिध्यन्ति कार्यणि न मनोरथैः । न हि सुप्तस्य सिंहस्य प्रविशन्ति मुखे मृगाः ॥</li> <li>5. सत्यं ब्रुयात् प्रियम् ब्रुयान्नब्रुयात् सत्यमप्रियम् प्रियम् च नानृतम् ब्रुयादेपः धर्मः सनातनः ॥</li> <li>6. असतो मा सद्गमय तमसो मा ज्योतिर्गमय मृत्योर्मा अमृतं ममय । बृहदारण्यक उप.</li> <li>7. कः कालः कानि मित्राणि को देशः को व्यागमौ कस्याहं का च मे शक्तिः इति चिन्त्यं मुहुर्मुहुः ॥</li> <li>8. नमन्ति फलिनो वृक्षाः नमन्ति गुणिनो जनाः । शुष्ककाष्ठश्च मूर्खश्च न नमन्ति कदाचन ॥</li> <li>9. अपि स्वर्णमयी लंका न मे रोचति लक्ष्मण । जननीः जन्मभूमिश्च स्वर्गादपि गरियसी ।</li> <li>10. न राज्यं न राजाऽऽसीत् न दण्डयो न च दाण्डिकः । धर्मैर्गैव प्रजास्सर्वा रक्षन्त स्म परस्परम् ॥</li> </ol>								
Teaching Methodology	Classwork, Discussion, Self-Study, Seminars and/or Assignment								
Evaluation Method	Class attendance, participation, continuous evaluation, internal examination, etc. 50% External & 50% Internal								

\*

*Dr. B. S. K. S. K.*  
*Dr. K. S. K. S. K.*

**Veer Narmad South Gujarat University**

**Degree Program in Bachelors of Fine Arts  
(BFA)  
Program Outcome  
For  
Semester 3 & 4**

**PROGRAM CODE: 029**

(With Effect from the Academic Year)  
**Year-2024-25**

\* *Dr. A. B. Patel*  
*Ch. K. K. K.* 1  
*ON*

## BACHELOR OF FINE ARTS

### SEMESTER-3 & 4 (1<sup>st</sup> Year Specialisation in Painting) (Fine Arts)

Name of Program	BACHELOR OF FINE ARTS			
Abbreviation	BFA			
Duration	4 Years			
Eligibility Criteria	1) Minimum 45% in 10+2 stream i.e. arts, commerce, science etc. 2) Entrance aptitude test 3) Weightage for admission-70% of entrance test & 30% of std. xii.			
Objective of Program	The core objective of the BFA programme is to prepare the students for productive career as Visual Artist and in Visual Arts industry. The program attempts to provide an outstanding environment of critical thinking and research of cultural heritage as well as on contemporary development within the discipline.			
Program Outcome	<p><b>PO1: Developing Critical and Creative Skills.</b>            Program attempts to train students to develop the lens of perceiving the world around and life through nuanced observational, analytical, critical and creative skills.</p> <p><b>PO2: Investing in Individualism</b>            The program invest through personal attention to develop individual students' language in making art concerning their interests, concerns and inquiries through regular conversations and critiques.</p> <p><b>PO3: Critical Thinking Development</b>            The program encourages students in regular reading and discussion sessions so as to ingrain criticality towards various artistic forms and functions.</p> <p><b>PO4: Interdisciplinary and Multicultural Approach</b>            The program engages the students in interdisciplinary and multicultural approaches to lay emphasis on the primacy of visual literacy in the formation of the engaged individual and their practice.</p>			
Program Specific Outcomes	<p>PSO1: Fostering the development of students' creative and intellectual sides along with making them aware of their actions in the process of being and becoming conscientious individuals of society.</p> <p>PSO2: Providing students with a range of theoretical, practical and skill based learning processes to fundamentally equip them for nurturing their personal and professional endeavours.</p> <p>PSO3: Cultivating the importance of approaches, methodologies, research, practice, discourse and theory within their practise as well as concerning the broader spectrum of art, culture, politics and society.</p>			
Mapping between POs and PSOs		PSO1	PSO2	PSO3
	P01			
	P02			
	P03			
	P04			
Medium of Instruction	English			

# 1<sup>ST</sup> YEAR SPECIALISATION IN PAINTING

## SEMESTER - 3

Course Code	Title	Teaching per week		Course Credits	University Examination		Internal Marks	Total Marks
		Theory	Practical		Duration	Marks		
Major Course - V	Drawing - 2		8	4	PRACTICAL ASSESSMENT/ VIVA	50	50	100
Major Course - VI	Composition - 1		8	4	PRACTICAL ASSESSMENT/ VIVA	50	50	100
Major Course-VII	Art History - 1	8	-	4	3 hrs	50	50	100
Minor Course	-	-	-	-	-	-	-	-
Multi/ Interdisciplinary	Non-conventional method		3	2	PRACTICAL ASSESSMENT/ VIVA	25	25	50
	Pottery and Ceramics		3	2		25	25	50
Ability Enhancement Course	Advance Digital Software Skill - 1		2	2	PRACTICAL ASSESSMENT/ VIVA	25	25	50
Skill Enhancement Course	Communication Skills - 3	2	-	2	2 HOURS	25	25	50
Indian Knowledge System	Bharatiya Knowledge System - 3	2	-	2	2 HOURS	25	25	50
<b>TOTAL</b>		12	24	22		275	275	550

*ABT*  
*[Signature]*  
3

**Veer Narmad South Gujarat University**  
**Degree Program in Bachelor of Fine Arts**  
**(BFA)**  
**COURSE Outcome**  
**For**  
**Semester 3**

**PROGRAM CODE: 029**

(With Effect from the Academic Year)  
**Year-2024-25**

ABT  
4  
10/11

Course Code									
Course Title	Drawing - 2								
Credit	4								
Teaching per Week	8								
Effective From	2024-25								
Course Objective	To develop the ability to draw 2d and 3d Dimensional details, Drawing form multiples view of a particular elements with understanding of light and shades, volume, mass, texture, flow, perspective and proportions, Tonal and texture, tactile, form, space. Fundamental of visual arts with self-practice works and analysis practically.								
Course Outcomes	Observation, fundamental study of two & three dimensions handling with material, equipment's and tools. Self-employ. Paper as base and on working with different materials individualistic are the most basic and standard contradiction aspects of materials and techniques handling. And first step to learn and understand the idea of drawing fundamentally.								
Mapping between COs with PSOs	<table border="1"> <thead> <tr> <th></th> <th>PSO1</th> <th>PSO2</th> <th>PSO3</th> </tr> </thead> <tbody> <tr> <td>CO1</td> <td></td> <td></td> <td></td> </tr> </tbody> </table>		PSO1	PSO2	PSO3	CO1			
	PSO1	PSO2	PSO3						
CO1									
Course Content	Study of objects in media like water colour, wash and crayons, material as a base on it. Knowledge of primary secondary colour.								
Teaching Methodology	Classwork, Discussion, Self-Study, Seminars and/or Assignment								
Evaluation Method	class attendance, participation, continuous evaluation, internal examination, etc. 50% External & 50% Internal								

Course Code									
Course Title	Composition - 1								
Credit	4								
Teaching per Week	8								
Effective From	2024-25								
Course Objective	Observation and developing the sense of understanding the idea to execute, using different mediums to create an aesthetically image threw the elements of visually compelling the images..								
Course Outcomes	a) Constructing and developing their creative and imaginative ability from referring to the live studies and playfully exploring the possibilities of the forms and space , arrangement (b) Application of the fundamental learnings and studies of bodies to decipher, construct and develop their own interest and subjective ideas that are derived from realities around them. To develop their conceptual understanding and methodologies.								
Mapping between COs with PSOs	<table border="1"> <thead> <tr> <th></th> <th>PSO1</th> <th>PSO2</th> <th>PSO3</th> </tr> </thead> <tbody> <tr> <td>CO1</td> <td></td> <td></td> <td></td> </tr> </tbody> </table>		PSO1	PSO2	PSO3	CO1			
	PSO1	PSO2	PSO3						
CO1									
Course Content	a) Compositions based on studies of human figure, animal or bird, environment, narrative, (b) Exercises evolving with ideas - sketches - drawings - ideology. c) Working on thoughts, hard-mind work about how to execute on one surficial way. Even manipulating with different materials and medias.								
Teaching Methodology	Classwork, Discussion, Self-Study, Seminars and/or Assignment								
Evaluation Method	class attendance, participation, continuous evaluation, internal examination, etc. 50% External & 50% Internal								

Course Code									
Course Title	Art History -1								
Credit	4								
Teaching per Week	8								
Effective From	2024-25								
Course Objective	<p>Art of Ancient India :</p> <p>To understand the concept of civilizations and its various parts. It starts with Indus Valley to the Gupta Dynasty. The aspects of religion (Buddhism/Jainism/Hinduism) and the concept of Indian canons through the concept of various spaces.</p> <p>Art of Far East :</p> <p>To understand the various aspects of Eastern Civilization, linear and comparative understanding of various aspects</p>								
Course Outcomes	<p>Art of Ancient India :</p> <p>To understand the evolution of art practices and various material expressions, simultaneously understand iconographical structure</p> <p>Art of Far East :</p> <p>To understand the evolution of art through various other civilizations in a parallel timeline.</p>								
Mapping between COs with PSOs	<table border="1"> <thead> <tr> <th></th> <th>PSO1</th> <th>PSO2</th> <th>PSO3</th> </tr> </thead> <tbody> <tr> <th>CO1</th> <td></td> <td></td> <td></td> </tr> </tbody> </table>		PSO1	PSO2	PSO3	CO1			
	PSO1	PSO2	PSO3						
CO1									
Course Content	<p>Art of Ancient India :</p> <p>Prehistoric art, Indus Valley Civilization, Vedic Age, Mauryan Dynasty, Sunga Dynasty, Kuashana Dynasty, Gupta Dynasty.</p> <p>Art of Far East :</p> <p>Chinese Civilization, Korean Civilization, Cambodian Civilization, Japanese Civilization.</p>								
Teaching Methodology	Classwork, Discussion, Self-Study, Seminars and/or Assignment								
Evaluation Method	Class attendance, participation, continuous evaluation, internal examination, etc. 50% External & 50% Internal								


  
 6

Course Code									
Course Title	Pottery and ceramics								
Credit	2								
Teaching per Week	3								
Effective From	2024-25								
Course Objective	To learn the technical skills, vocabulary, processes and materials related to using clay as an art material in pottery & ceramics . Learning of different non-conventional methods and its techniques								
Course Outcomes	<ul style="list-style-type: none"> <li>• Knowledge of contemporary ceramics.</li> <li>• The ability to successfully manipulate clay through the basic handbuilding techniques of coil, pinch, and slab.</li> <li>• The ability to successfully manipulate clay on the potter's wheel.</li> <li>• The ability to embellish the surface in an expressive and meaningful way using slips and glazes.</li> <li>• The ability to safely load and unload ceramic objects in gas kilns.</li> </ul>								
Mapping between COs with PSOs	<table border="1"> <thead> <tr> <th></th> <th>PSO1</th> <th>PSO2</th> <th>PSO3</th> </tr> </thead> <tbody> <tr> <td>CO1</td> <td></td> <td></td> <td></td> </tr> </tbody> </table>		PSO1	PSO2	PSO3	CO1			
	PSO1	PSO2	PSO3						
CO1									
Course Content	<p>Design with the help of slabs. Three dimensional form with the help of the forms made on wheel. Plaster piece mould. Preparing different clay bodies for terracotta sculpture and garden pots and methods of biscuit firing.</p> <p>Handbuilding trough Coil and pinch techniques create a symmetrical vessel that you have designed after studying historical examples. Surface: create two contrasting forms using the pinch technique: Both forms will be glazed and fired using the gas kiln. Slab technique: Construct a model out of clay using the following components: cylinder, cone, half sphere, sphere, cube, and rectangle. II. Throwing projects – learning how to throw on the potter's wheel 1) learn the fundamentals of centering and pulling a cylinder. 2) Beginning throwing project: throw a cylinder at least 7" in height from 2 ½# of clay.</p>								
Teaching Methodology	Classwork, Discussion, Self-Study, Seminars and/or Assignment								
Evaluation Method	class attendance, participation, continuous evaluation, internal examination, etc. 50% External & 50% Internal								

Course Code									
Course Title	Non-conventional method								
Credit	2								
Teaching per Week	3								
Effective From	2024-25								
Course Objective	<ul style="list-style-type: none"> <li>• To understand and accept the other unusual thoughts, methods breaking the boundaries from primary mindset.</li> <li>• Making the habit to breakout the orthodox of looking the work as an same art.</li> <li>• To analyze the probability to think out from the box.</li> </ul>								
Course Outcomes	<p>Unconventional methods of visual art encompass a wide range of creative techniques and approaches that deviate from traditional or mainstream practices. Here are a few examples of it's outcome:</p> <p>Found Object Art, Digital and New Media Art, Performance Art, Street Art and Graffiti, Bio Art, Land Art, Collage and Mixed Media.</p> <p>These unconventional methods challenge traditional notions of art-making and expand the possibilities of creative expression, allowing artists to explore new concepts, engage with diverse audiences, and push the boundaries of artistic innovation.</p>								
Mapping between COs with PSOs	<table border="1"> <thead> <tr> <th></th> <th>PSO1</th> <th>PSO2</th> <th>PSO3</th> </tr> </thead> <tbody> <tr> <td>CO1</td> <td></td> <td></td> <td></td> </tr> </tbody> </table>		PSO1	PSO2	PSO3	CO1			
	PSO1	PSO2	PSO3						
CO1									
Course Content	<p>Practicing &amp; studying alternative approach from traditional ones. Challenging existing norms, encouraging innovation and contemporary times in various art fields. Making study of different projects, artworks and artists. Even looking towards contemporary world, understanding different innovations, how highly technique artwork involved</p>								
Teaching Methodology	Classwork, Discussion, Self-Study, Seminars and/or Assignment								
Evaluation Method	Class attendance, participation, continuous evaluation, internal examination, etc. 50% External & 50% Internal								

Course Code									
Course Title	Advance Digital Software Skill - 1								
Credit	2								
Teaching per Week	2								
Effective From	2024-25								
Course Objective	Master essential software tools, develop creative problem-solving skills, build a diverse portfolio, explore design principles, understand UX design, collaborate effectively, and stay updated on industry trends.								
Course Outcomes	<ol style="list-style-type: none"> <li>1. Utilize essential software tools proficiently for photo and video editing.</li> <li>2. Demonstrate creative problem-solving skills in real-world design challenges.</li> <li>3. Create a diverse portfolio showcasing various design projects.</li> <li>4. Implement user-centric design practices to optimize user experiences.</li> <li>6. Stay updated on industry trends and technologies in graphic design and digital art.</li> </ol>								
Mapping between COs with PSOs	<table border="1"> <thead> <tr> <th></th> <th>PSO1</th> <th>PSO2</th> <th>PSO3</th> </tr> </thead> <tbody> <tr> <td>CO1</td> <td></td> <td></td> <td></td> </tr> </tbody> </table>		PSO1	PSO2	PSO3	CO1			
	PSO1	PSO2	PSO3						
CO1									
Course Content	<ol style="list-style-type: none"> <li>1. Mastering Photo and Video Editing Software: <ul style="list-style-type: none"> <li>- Learn essential tools and techniques in popular software such as Adobe Photoshop, Adobe Illustrator, Adobe Premiere Pro, and Adobe After Effects.</li> <li>- Understand fundamental concepts like layers, masks, color correction, blending modes, and special effects to manipulate images and videos effectively.</li> </ul> </li> <li>2. Developing Creative Problem-Solving Skills: <ul style="list-style-type: none"> <li>- Enhance problem-solving abilities by tackling real-world design challenges.</li> <li>- Explore different approaches to visual problem-solving and learn to think critically about design decisions.</li> </ul> </li> <li>3. Building a Strong Portfolio: <ul style="list-style-type: none"> <li>- Create a diverse portfolio showcasing a range of design projects, including digital illustrations, photo manipulations, motion graphics, and video editing.</li> <li>- Develop presentation skills to effectively communicate design concepts and solutions.</li> </ul> </li> <li>4. Exploring Design Principles and Techniques: <ul style="list-style-type: none"> <li>- Study design principles such as composition, typography, color theory, and visual hierarchy.</li> <li>- Experiment with various design techniques to develop a unique style and aesthetic.</li> </ul> </li> <li>5. Understanding User Experience (UX) Design: <ul style="list-style-type: none"> <li>- Gain insights into user-centric design principles and practices.</li> <li>- Learn how to conduct user research, create wireframes, and prototype designs to optimize the user experiences.</li> </ul> </li> </ol>								
Teaching Methodology	Classwork, Discussion, Self-Study, Seminars and/or Assignment								
Evaluation Method	class attendance, participation, continuous evaluation, internal examination, etc. 50% External & 50% Internal								

Course Code									
Course Title	Communication skill – 3								
Credit	2								
Teaching per Week	2								
Effective From	2024-25								
Course Objective	Enhance students' verbal and written communication proficiency by engaging with literature as a means of expression, interpretation, and dialogue.								
Course Outcomes	<ul style="list-style-type: none"> <li>- Demonstrate effective oral communication skills through discussions and presentations</li> <li>- Develop clear and coherent written communication through essays and reflections</li> <li>- Analyze and interpret diverse literature to enhance critical thinking</li> <li>- Apply literary techniques to enhance written and oral communication</li> <li>- Reflect on personal communication growth through self-assessment</li> <li>- Explore literature's intersection with other art forms</li> <li>- Engage with diverse cultural perspectives in literature</li> <li>- Create original works showcasing communication skills</li> </ul>								
Mapping between COs with PSOs	<table border="1" style="width: 100%; border-collapse: collapse;"> <thead> <tr> <th></th> <th>PSO1</th> <th>PSO2</th> <th>PSO3</th> </tr> </thead> <tbody> <tr> <td>CO1</td> <td style="background-color: #cccccc;"></td> <td style="background-color: #cccccc;"></td> <td style="background-color: #cccccc;"></td> </tr> </tbody> </table>		PSO1	PSO2	PSO3	CO1			
	PSO1	PSO2	PSO3						
CO1									
Course Content	<ul style="list-style-type: none"> <li>- Analysis of audio recordings of literary readings, speeches, or interviews to improve listening comprehension.</li> <li>- Group discussions and activities centered around audio excerpts to enhance active listening and critical thinking.</li> <li>- Close reading of diverse literary texts, including poetry, short stories, novels, and essays, to develop comprehension and interpretation skills.</li> <li>- Oral presentations on literary topics, encouraging students to articulate their ideas clearly and persuasively.</li> <li>- Analytical essays requiring students to articulate their understanding of literary works, supported by evidence from the text.</li> <li>- Creative writing assignments inspired by literature, such as character sketches, narrative retellings, or original poetry, to encourage expression and creativity.</li> <li>- Group projects that require collaboration, communication, and the application of multiple skills, such as creating multimedia presentations or staging dramatic readings.</li> </ul>								
Teaching Methodology	Classwork, Discussion, Self-Study, Seminars and/or Assignment								
Evaluation Method	Class attendance, participation, continuous evaluation, internal examination, etc. 50% External & 50% Internal								


Course Code									
Course Title	Bharatiya Knowledge System – 3								
Credit	2								
Teaching per Week	2								
Effective From	2024-25								
Course Objective	<ol style="list-style-type: none"> <li>1. The main objective of this course is to stimulate ethical reflection, awareness, responsibility, and compassion in young students</li> <li>2. To provide them with insight into important ethical principles and values</li> <li>3. To equip them with intellectual capacities for responsible moral judgment.</li> <li>4. To cultivate not just knowledgeable individuals but also morally upright citizens who contribute positively to society</li> </ol>								
Course Outcomes	<p>After completing this course the students would be able to meet the following outcomes</p> <ol style="list-style-type: none"> <li>1. The learners would develop a strong sense of right and wrong</li> <li>2. The course would promote qualities such as honesty, patriotism, integrity and empathy</li> <li>3. This qualities could not only contribute to their personal growth but also would contribute for building a harmonious and compassionate society.</li> </ol>								
Mapping between COs with PSOs	<table border="1"> <thead> <tr> <th></th> <th>PSO1</th> <th>PSO2</th> <th>PSO3</th> </tr> </thead> <tbody> <tr> <td>CO1</td> <td></td> <td></td> <td></td> </tr> </tbody> </table>		PSO1	PSO2	PSO3	CO1			
	PSO1	PSO2	PSO3						
CO1									
Course Content	<ol style="list-style-type: none"> <li>1. Indian Oratory and Ashtadasha Vidyasthan</li> <li>2. On Indian Knowledge in Folklife and Oral Traditions</li> <li>3. Global relevance of Indian knowledge tradition</li> <li>4. Causes of decline and renaissance of Indian knowledge tradition Instability arising from foreign invasions Deindustrialization by the British</li> <li>5. Social Systems and Art in the Indian Enlightenment Tradition individual, family, people, state and nation, Dance, music, architectural arts.</li> <li>6. Science and Technology in Ancient India Agriculture, Metallurgy, Astronomy, Garment industry</li> <li>7. Meaning and management in Indian tradition</li> <li>8. Arthashastra of Acharya Kautilya</li> </ol>								
Teaching Methodology	Classwork, Discussion, Self-Study, Seminars and/or Assignment								
Evaluation Method	Class attendance, participation, continuous evaluation, internal examination, etc. 50% External & 50% Internal								


  
 10

**Veer Narmad South Gujarat University**

**Degree Program in Bachelor of Fine Arts  
(BFA)  
Program Outcome  
For  
Semester 3 & 4**

**PROGRAM CODE: 029**

(With Effect from the Academic Year)

**Year-2024-25**

*Handwritten signature and initials in blue ink.*

## BACHELOR OF FINE ARTS

### SEMESTER-3 & 4 (1<sup>st</sup> Year Specialisation in Painting) (Fine Arts)

Name of Program	BACHELOR OF FINE ARTS			
Abbreviation	BFA			
Duration	4 Years			
Eligibility Criteria	1) Minimum 45% in 10+2 stream i.e. arts, commerce, science etc. 2) Entrance aptitude test 3) Weightage for admission-70% of entrance test & 30% of std. xii.			
Objective of Program	The core objective of the BFA programme is to prepare the students for productive career as Visual Artist and in Visual Arts industry. The program attempts to provide an outstanding environment of critical thinking and research of cultural heritage as well as on contemporary development within the discipline.			
Program Outcome	<p><b>PO1: Developing Critical and Creative Skills.</b>            Program attempts to train students to develop the lens of perceiving the world around and life through nuanced observational, analytical, critical and creative skills.</p> <p><b>PO2: Investing in Individualism</b>            The program invest through personal attention to develop individual students' language in making art concerning their interests, concerns and inquiries through regular conversations and critiques.</p> <p><b>PO3: Critical Thinking Development</b>            The program encourages students in regular reading and discussion sessions so as to ingrain criticality towards various artistic forms and functions.</p> <p><b>PO4: Interdisciplinary and Multicultural Approach</b>            The program engages the students in interdisciplinary and multicultural approaches to lay emphasis on the primacy of visual literacy in the formation of the engaged individual and their practice.</p>			
Program Specific Outcomes	<p>PSO1: Fostering the development of students' creative and intellectual sides along with making them aware of their actions in the process of being and becoming conscientious individuals of society.</p> <p>PSO2: Providing students with a range of theoretical, practical and skill based learning processes to fundamentally equip them for nurturing their personal and professional endeavours.</p> <p>PSO3: Cultivating the importance of approaches, methodologies, research, practice, discourse and theory within their practise as well as concerning the broader spectrum of art, culture, politics and society.</p>			
Mapping between POs and PSOs		PSO1	PSO2	PSO3
	PO1			
	PO2			
	PO3			
	PO4			
Medium of Instruction	English			

A

ABat

*[Handwritten signature]*  
 1002

# 1<sup>ST</sup> YEAR SPECIALISATION IN PAINTING

## SEMESTER - 4

Course Code		Title	Teaching per week		Course Credits	University Examination		Internal Marks	Total Marks
			Theory	Practical		Duration	Marks		
	Major Course - V	Drawing - 3		8	4	PRACTICAL ASSESSMENT/ VIVA	50	50	100
	Major Course - VI	Composition - 2		8	4	PRACTICAL ASSESSMENT/ VIVA	50	50	100
	Major Course-VII	Art History - 2	8		4	3 hrs	50	50	100
	Minor Course	Print Making - 2 (Graphic Arts)		6	4	PRACTICAL ASSESSMENT/ VIVA	50	50	100
	Multi/ Interdisciplinary	-	-	-	-	-	-	-	-
	Ability Enhancement Course	Advance Digital Software Skill - 2	-	2	2	PRACTICAL ASSESSMENT/ VIVA	25	25	50
	Skill Enhancement Course	Communication Skills - 4	2	-	2	2 HOURS	25	25	50
	Value Added Course	Indian Value System	2	-	2	2 HOURS	25	25	50
<b>TOTAL</b>			12	24	22		275	275	550

*ABJ*  
*Arpan Kumar*  
*DN*

**Veer Narmad South Gujarat University**

**Degree Program in Bachelor of Fine Arts  
(BFA)  
COURSE Outcome  
For  
Semester 4**

**PROGRAM CODE: 029**



(With Effect from the Academic Year)

**Year-2024-25**

✶ Bat  
4  
[Signature]

Course Code									
Course Title	Drawing - 3								
Credit	4								
Teaching per Week	8								
Effective From	2024-25								
Course Objective	To develop the ability to draw 2d and 3d Dimensional details, Drawing form multiples view of a particular elements with understanding of light and shades, volume, mass, texture, flow, perspective and proportions, Tonal and texture, tactile, form, space. Fundamental of visual arts with self-practice works and analysis practically.								
Course Outcomes	Observation, fundamental study of two & three dimensions handling with material, equipment's and tools. Self-employ. Paper as base and on working with different materials individualistic are the most basic and standard contradiction aspects of materials and techniques handling. And first step to learn and understand the idea of drawing fundamentally								
Mapping between COs with PSOs	<table border="1"> <thead> <tr> <th></th> <th>PSO1</th> <th>PSO2</th> <th>PSO3</th> </tr> </thead> <tbody> <tr> <td>CO1</td> <td></td> <td></td> <td></td> </tr> </tbody> </table>		PSO1	PSO2	PSO3	CO1			
	PSO1	PSO2	PSO3						
CO1									
Course Content	Study of objects in media like water colour, wash and crayons, material as a base on it. Knowledge of primary secondary colour.								
Teaching Methodology	Classwork, Discussion, Self-Study, Seminars and/or Assignment								
Evaluation Method	class attendance, participation, continuous evaluation, internal examination, etc. 50% External & 50% Internal								

Course Code									
Course Title	Composition - 2								
Credit	4								
Teaching per Week	8								
Effective From	2024-25								
Course Objective	Observation and developing the sense of understanding the idea to execute, using different mediums to create an aesthetically image threw the elements of visually compelling the images..								
Course Outcomes	a) Constructing and developing their creative and imaginative ability from referring to the live studies and playfully exploring the possibilities of the forms and space , arrangement (b) Application of the fundamental learnings and studies of bodies to decipher, construct and develop their own interest and subjective ideas that are derived from realities around them. To develop their conceptual understanding and methodologies.								
Mapping between COs with PSOs	<table border="1"> <thead> <tr> <th></th> <th>PSO1</th> <th>PSO2</th> <th>PSO3</th> </tr> </thead> <tbody> <tr> <td>CO1</td> <td></td> <td></td> <td></td> </tr> </tbody> </table>		PSO1	PSO2	PSO3	CO1			
	PSO1	PSO2	PSO3						
CO1									
Course Content	a) Compositions based on studies of human figure, animal or bird, environment, narrative, (b) Exercises evolving with ideas - sketches - drawings - ideology. b) Working on thoughts, hard-mind work about how to execute on one surficial way. Even manipulating with different materials and medias.								
Teaching Methodology	Classwork, Discussion, Self-Study, Seminars and/or Assignment								
Evaluation Method	class attendance, participation, continuous evaluation, internal examination, etc. 50% External & 50% Internal								

to Abat  
  


Course Code									
Course Title	Art History - 2								
Credit	4								
Teaching per Week	8								
Effective From	2024-25								
Course Objective	Art of Ancient India : To understand the concept of civilizations and its various parts. It starts with Indus Valley to the Gupta Dynasty. The aspects of religion (Buddhism/Jainism/Hinduism) and the concept of Indian canons through the concept of various spaces.  Near Eastern Art : To understand the various aspects of civilization and evolution through various architectural examples.								
Course Outcomes	Art of Ancient India : To understand the evolution of art practices and various material expressions, simultaneously understand iconographical structure Near Eastern Art : To understand the evolution of art through various other civilizations in a parallel timeline.								
Mapping between COs with PSOs	<table border="1"> <tr> <td></td> <td>PSO1</td> <td>PSO2</td> <td>PSO3</td> </tr> <tr> <td>CO1</td> <td></td> <td></td> <td></td> </tr> </table>		PSO1	PSO2	PSO3	CO1			
	PSO1	PSO2	PSO3						
CO1									
Course Content	Art of Ancient India : Prehistoric art, Indus Valley Civilization, Vedic Age, Mauryan Dynasty, Sunga Dynasty, Kuashana Dynasty, Gupta Dynasty. Near Eastern Art : Mesopotamia, Persian, Egyptian.								
Teaching Methodology	Classwork, Discussion, Self-Study, Seminars and/or Assignment								
Evaluation Method	Class attendance, participation, continuous evaluation, internal examination, etc. 50% External & 50% Internal								

Course Code									
Course Title	Printmaking - 2 (Graphic Arts)								
Credit	4								
Teaching per Week	6								
Effective From	2024-25								
Course Objective	Introduction of the technique of Color Woodcut and Drypoint.								
Course Outcomes	<ul style="list-style-type: none"> <li>• Knowledge of contemporary Graphic Arts (Print making).</li> <li>• The ability to successfully manipulate color woodcut or dry point through the basic drawing, needling carving in detail with various techniques, inking, registration, press handling and drying.</li> <li>• The ability to successfully manipulate print as a medium on the print making's press.</li> <li>• The ability to embellish the surface in an expressive and meaningful way using tools/needle and papers.</li> <li>• The ability to inking, wiping and print images on press.</li> <li>• the ability to discuss, in an articulate, thoughtful manner during class critiques, the meaning, design, and technical processes use</li> </ul> <p>Understanding the idea of positive and negative space to develop visuals from sketches and drawings. Developing prints to practically understand the technicality of the medium. Experimenting with different woods, their nature and textures over the final print. Experimenting with various objects and surfaces to try monoprints.</p>								
Mapping between COs with PSOs	<table border="1"> <tr> <td></td> <td>PSO1</td> <td>PSO2</td> <td>PSO3</td> </tr> <tr> <td>CO1</td> <td></td> <td></td> <td></td> </tr> </table>		PSO1	PSO2	PSO3	CO1			
	PSO1	PSO2	PSO3						
CO1									
Course Content	Understanding the idea of positive and negative space to develop visuals from sketches and drawings with various 3-4 color layers. Developing prints to practically understand the technicality of the medium. Experimenting with different woods, their nature and textures, registration over the final print. Experimenting with various objects and surfaces to try monoprints.								
Teaching Methodology	Classwork, Discussion, Self-Study, Seminars and/or Assignment								
Evaluation Method	class attendance, participation, continuous evaluation, internal examination, etc. 50% External & 50% Internal								



Course Code									
Course Title	Advance Digital Software Skill - 2								
Credit	2								
Teaching per Week	2								
Effective From	2024-25								
Course Objective	Master essential software tools, develop creative problem-solving skills, build a diverse portfolio, explore design principles, understand UX design, collaborate effectively, and stay updated on industry trends.								
Course Outcomes	<ol style="list-style-type: none"> <li>1. Utilize essential software tools proficiently for photo and video editing.</li> <li>2. Demonstrate creative problem-solving skills in real-world design challenges.</li> <li>3. Create a diverse portfolio showcasing various design projects.</li> <li>4. Implement user-centric design practices to optimize user experiences.</li> <li>6. Stay updated on industry trends and technologies in graphic design and digital art.</li> </ol>								
Mapping between COs with PSOs	<table border="1"> <thead> <tr> <th></th> <th>PSO1</th> <th>PSO2</th> <th>PSO3</th> </tr> </thead> <tbody> <tr> <td>CO1</td> <td></td> <td></td> <td></td> </tr> </tbody> </table>		PSO1	PSO2	PSO3	CO1			
	PSO1	PSO2	PSO3						
CO1									
Course Content	<ol style="list-style-type: none"> <li>1. Mastering Photo and Video Editing Software: <ul style="list-style-type: none"> <li>- Learn essential tools and techniques in popular software such as Adobe Photoshop, Adobe Illustrator, Adobe Premiere Pro, and Adobe After Effects.</li> <li>- Understand fundamental concepts like layers, masks, color correction, blending modes, and special effects to manipulate images and videos effectively.</li> </ul> </li> <li>2. Developing Creative Problem-Solving Skills: <ul style="list-style-type: none"> <li>- Enhance problem-solving abilities by tackling real-world design challenges.</li> <li>- Explore different approaches to visual problem-solving and learn to think critically about design decisions.</li> </ul> </li> <li>3. Building a Strong Portfolio: <ul style="list-style-type: none"> <li>- Create a diverse portfolio showcasing a range of design projects, including digital illustrations, photo manipulations, motion graphics, and video editing.</li> <li>- Develop presentation skills to effectively communicate design concepts and solutions.</li> </ul> </li> <li>4. Exploring Design Principles and Techniques: <ul style="list-style-type: none"> <li>- Study design principles such as composition, typography, color theory, and visual hierarchy.</li> <li>- Experiment with various design techniques to develop a unique style and aesthetic.</li> </ul> </li> <li>5. Understanding User Experience (UX) Design: <ul style="list-style-type: none"> <li>- Gain insights into user-centric design principles and practices.</li> <li>- Learn how to conduct user research, create wireframes, and prototype designs to optimize the user experiences.</li> </ul> </li> </ol>								
Teaching Methodology	Classwork, Discussion, Self-Study, Seminars and/or Assignment								
Evaluation Method	class attendance, participation, continuous evaluation, internal examination, etc. 50% External & 50% Internal								




Course Code									
Course Title	Communication skill – 4								
Credit	2								
Teaching per Week	2								
Effective From	2024-25								
Course Objective	Enhance students' verbal and written communication proficiency by engaging with literature as a means of expression, interpretation, and dialogue.								
Course Outcomes	<ul style="list-style-type: none"> <li>- Demonstrate effective oral communication skills through discussions and presentations</li> <li>- Develop clear and coherent written communication through essays and reflections</li> <li>- Analyze and interpret diverse literature to enhance critical thinking</li> <li>- Apply literary techniques to enhance written and oral communication</li> <li>- Reflect on personal communication growth through self-assessment</li> <li>- Explore literature's intersection with other art forms</li> <li>- Engage with diverse cultural perspectives in literature</li> <li>- Create original works showcasing communication skills</li> </ul>								
Mapping between COs with PSOs	<table border="1"> <thead> <tr> <th></th> <th>PSO1</th> <th>PSO2</th> <th>PSO3</th> </tr> </thead> <tbody> <tr> <td>CO1</td> <td style="background-color: #cccccc;"></td> <td style="background-color: #cccccc;"></td> <td style="background-color: #cccccc;"></td> </tr> </tbody> </table>		PSO1	PSO2	PSO3	CO1			
	PSO1	PSO2	PSO3						
CO1									
Course Content	<ul style="list-style-type: none"> <li>- Analysis of audio recordings of literary readings, speeches, or interviews to improve listening comprehension.</li> <li>- Group discussions and activities centered around audio excerpts to enhance active listening and critical thinking.</li> <li>- Close reading of diverse literary texts, including poetry, short stories, novels, and essays, to develop comprehension and interpretation skills.</li> <li>- Oral presentations on literary topics, encouraging students to articulate their ideas clearly and persuasively.</li> <li>- Analytical essays requiring students to articulate their understanding of literary works, supported by evidence from the text.</li> <li>- Creative writing assignments inspired by literature, such as character sketches, narrative retellings, or original poetry, to encourage expression and creativity.</li> <li>- Group projects that require collaboration, communication, and the application of multiple skills, such as creating multimedia presentations or staging dramatic readings.</li> </ul>								
Teaching Methodology	Classwork, Discussion, Self-Study, Seminars and/or Assignment								
Evaluation Method	Class attendance, participation, continuous evaluation, internal examination, etc. 50% External & 50% Internal								

8



Course Code									
Course Title	Indian Value System								
Credit	2								
Teaching per Week	2								
Effective From	2024-25								
Course Objective	<ol style="list-style-type: none"> <li>1. The main objective of this course is to stimulate ethical reflection, awareness, responsibility, and compassion in young students .</li> <li>2. To provide them with insight into important ethical principles and values.</li> <li>3. To equip them with intellectual capacities for responsible moral judgment.</li> <li>4. To cultivate not just knowledgeable individuals but also morally upright citizens who contribute positively to society.</li> </ol>								
Course Outcomes	<p>After completing this course the students would be able to meet the following outcomes.</p> <ol style="list-style-type: none"> <li>1. The learners would develop a strong sense of right and wrong.</li> <li>2. The course would promote qualities such as honesty, patriotism, integrity and empathy.</li> <li>3. This qualities could not only contribute to their personal growth but also would contribute for building a harmonious and compassionate society.</li> </ol>								
Mapping between COs with PSOs	<table border="1"> <thead> <tr> <th></th> <th>PSO1</th> <th>PSO2</th> <th>PSO3</th> </tr> </thead> <tbody> <tr> <td>CO1</td> <td></td> <td></td> <td></td> </tr> </tbody> </table>		PSO1	PSO2	PSO3	CO1			
	PSO1	PSO2	PSO3						
CO1									
Course Content	<p>Unit : 1</p> <ol style="list-style-type: none"> <li>1. Moral Stories : 1.The Story of the Blue Jackal (from Panchtantra)</li> <li>2. The Brahmin and the Crooks (from Panchtantra)</li> <li>3. Satyakama : The seeker of Truth ( from Chandogya Upanishad)</li> <li>4. Shvetaketu( fromChandogya Upanishad)</li> <li>5. Little Prince No – Father (The Power of Truth) (from Jataka Katha)</li> <li>6. Dirty Bath Water ( from Jataka Katha)</li> </ol> <p>Unit : 2</p> <p>(A) Yamas and Niyamas (Patanjali's Yoga Sutras) (Only introductory explanations required relating to Five Yamas– Ahimsa ,satya, Asteya, Brahmacharya, Aparigraha and Five Niyamas – Saucha,santosha,Tapas,Swadhyaya and Ishvara Pranidhana )</p> <p>(B) Subhashitani</p> <ol style="list-style-type: none"> <li>1. एकवर्णं यथा दुग्धं भिन्नवर्णासु धेनुषु । तथैव धर्मवैचित्र्यं तत्त्वमेकं परं स्मृतम् ॥</li> <li>2. अयं निजः परो वेति गणना लघुचेतसाम् । उदारचरितानां तु वसुधैव कुटुम्बकम् ॥</li> <li>3. कुलस्यार्थं त्यजेदेकम् गाम्स्वार्थं कुलमत्यजेत् । गामं जनपदस्यार्थं आत्मार्थं पृथिवीम् त्यजेत् ॥</li> <li>4. उद्यमेन हि सिध्यन्ति कार्यणि न मनोरथैः । न हि सुप्तस्य सिंहस्य प्रविशन्ति मुखे मृगाः ॥</li> <li>5. सत्यं बुयात् प्रियम् बुयान्नबुयात् सत्यमप्रियम् प्रियम् च नानृतम् बुयादेषः धर्मः सनातनः ॥</li> <li>6. असतो मा सद्गमय तमसो मा ज्योतिर्गमय मृत्योर्मा अमृतं ममय । बृहदारण्यक उप.</li> <li>7. कः कालः कानि मित्राणि को देशः को व्ययागमौ कस्याहं का च मे शक्तिः इति चिन्त्यं मुहुर्मुहुः ॥</li> <li>8. नमन्ति फलिना वृक्षाः नमन्ति गुणिना जनाः । शुष्ककाष्ठश्च मूर्खश्च न नमन्ति कदाचन ॥</li> <li>9. अपि स्वर्णमयी लंका न मे रोचति लक्ष्मण । जननीः जन्मभूमिश्च स्वर्गादपि गरियसी ।</li> <li>10. न राज्यं न राजाऽऽसीत् न दण्डयो न च दाण्डिकः । धर्मैर्गैव प्रजास्सर्वा रक्षन्त स्म परस्परम् ॥</li> </ol>								
Teaching Methodology	Classwork, Discussion, Self-Study, Seminars and/or Assignment								
Evaluation Method	Class attendance, participation, continuous evaluation, internal examination, etc. 50% External & 50% Internal								

9

ABal

9

9

**Veer Narmad South Gujarat University**

**Degree Program in Bachelors of Fine Arts  
(BFA)  
Program Outcome  
For  
Semester 3 & 4**

**PROGRAM CODE: 029**

(With Effect from the Academic Year)

**Year-2024-25**

*Handwritten signature in blue ink, possibly reading "Bat" followed by a flourish and a small mark.*

## BACHELOR OF FINE ARTS

### SEMESTER-3 (1<sup>st</sup> Year Specialisation in Sculpture) (Fine Arts)

Name of Program	BACHELOR OF FINE ARTS			
Abbreviation	BFA			
Duration	4 Years			
Eligibility Criteria	1) Minimum 45% in 10+2 stream i.e. arts, commerce, science etc. 2) Entrance aptitude test 3) Weightage for admission-70% of entrance test & 30% of std. xii.			
Objective of Program	The core objective of the BFA programme is to prepare the students for productive career as Visual Artist and in Visual Arts industry. The program attempts to provide an outstanding environment of critical thinking and research of cultural heritage as well as on contemporary development within the discipline.			
Program Outcome	<p><b>PO1: Developing Critical and Creative Skills.</b>            Program attempts to train students to develop the lens of perceiving the world around and life through nuanced observational, analytical, critical and creative skills.</p> <p><b>PO2: Investing in Individualism</b>            The program invest through personal attention to develop individual students' language in making art concerning their interests, concerns and inquiries through regular conversations and critiques.</p> <p><b>PO3: Critical Thinking Development</b>            The program encourages students in regular reading and discussion sessions so as to ingrain criticality towards various artistic forms and functions.</p> <p><b>PO4: Interdisciplinary and Multicultural Approach</b>            The program engages the students in interdisciplinary and multicultural approaches to lay emphasis on the primacy of visual literacy in the formation of the engaged individual and their practice.</p>			
Program Specific Outcomes	<p>PSO1: Fostering the development of students' creative and intellectual sides along with making them aware of their actions in the process of being and becoming conscientious individuals of society.</p> <p>PSO2: Providing students with a range of theoretical, practical and skill based learning processes to fundamentally equip them for nurturing their personal and professional endeavours.</p> <p>PSO3: Cultivating the importance of approaches, methodologies, research, practice, discourse and theory within their practise as well as concerning the broader spectrum of art, culture, politics and society.</p>			
Mapping between POs and PSOs		PSO1	PSO2	PSO3
	PO1			
	PO2			
	PO3			
	PO4			
Medium of Instruction	English			



# 1<sup>ST</sup> YEAR SPECIALISATION IN SCULPTURE

(Fine Arts)

## SEMESTER - 3

Course Code		Title	Teaching per week		Course Credits	University Examination		Internal Marks	Total Marks
			Theory	Practical		Duration	Marks		
	Major Course - V	Life Study - 1		8	4	PRACTICAL ASSESSMENT/ VIVA	50	50	100
	Major Course - VI	Composition - 1		8	4	PRACTICAL ASSESSMENT/ VIVA	50	50	100
	Major Course-VII	Art History - 1	8		4	3 hrs	50	50	100
	Minor Course	-	-	-	-	-	-	-	-
	Multi/ Interdisciplinary	Pottery and Ceramics		3	2	PRACTICAL ASSESSMENT/ VIVA	25	25	50
		Graphic Arts		3	2		25	25	50
	Ability Enhancement Course	Advance Digital Software Skill - 1	-	2	2	PRACTICAL ASSESSMENT/ VIVA	25	25	50
	Skill Enhancement Course	Communication Skills - 3	2	-	2	2 HOURS	25	25	50
	Indian Knowledge System	Bharatiya Knowledge System -3	2	-	2	2 HOURS	25	25	50
<b>TOTAL</b>			12	24	22		275	275	550

ABot  
A. K. Kumbhar  
0000

**Veer Narmad South Gujarat University**

**Degree Program in Bachelor of Fine Arts  
(BFA)  
COURSE Outcome  
For  
Semester 3**

**PROGRAM CODE: 029**

(With Effect from the Academic Year)

**Year-2024-25**

ABJ  
A. K. Kulkarni

Course Code									
Course Title	Life Study - 1								
Credit	4								
Teaching per Week	8								
Effective From	2024-25								
Course Objective	The core objective of this course is to introduce and foreground the fundamental aspects of art-making while parallel developing a lens of how to see, observe, perceive and understand; these being primary facets in the field of Visual Arts practice and discipline.								
Course Outcomes	(a) Constructing and developing their creative and imaginative ability from referring to the live studies and playfully exploring the possibilities of the forms and space through 3-dimensional modelling. (b) Application of the fundamental learnings and studies of bodies to decipher, construct and develop their own interest and subjective ideas that are derived from realities around them. To develop their conceptual understanding and methodologies. (c) Physically manifesting an idea or thought from ideation and drawing to a complete form that involves technical engagement and problem-solving methods in the process of making - moulding and casting.								
Mapping between COs with PSOs	<table border="1"> <thead> <tr> <th></th> <th>PSO1</th> <th>PSO2</th> <th>PSO3</th> </tr> </thead> <tbody> <tr> <td>CO1</td> <td></td> <td></td> <td></td> </tr> </tbody> </table>		PSO1	PSO2	PSO3	CO1			
	PSO1	PSO2	PSO3						
CO1									
Course Content	Sketching, drawing, modelling of living bodies - human or animal or forms from nature.								
Teaching Methodology	Classwork, Discussion, Self-Study, Seminars and/or Assignment								
Evaluation Method	Class attendance, participation, continuous evaluation, internal examination, etc. 50% External & 50% Internal								


Course Code									
Course Title	Composition – 1								
Credit	4								
Teaching per Week	8								
Effective From	2024-25								
Course Objective	Observation and developing the sense of understanding the idea using different mediums to create an aesthetically image threw the elements of visually compelling the images.								
Course Outcomes	(a) Constructing and developing their creative and imaginative ability from referring to the live studies and playfully exploring the possibilities of the forms and space through 3-dimensional modelling. (b) Application of the fundamental learnings and studies of bodies to decipher, construct and develop their own interest and subjective ideas that are derived from realities around them. To develop their conceptual understanding and methodologies. (c) Physically manifesting an idea or thought from ideation and drawing to a complete form that involves technical engagement								
Mapping between COs with PSOs	<table border="1"> <thead> <tr> <th></th> <th>PSO1</th> <th>PSO2</th> <th>PSO3</th> </tr> </thead> <tbody> <tr> <td>CO1</td> <td></td> <td></td> <td></td> </tr> </tbody> </table>		PSO1	PSO2	PSO3	CO1			
	PSO1	PSO2	PSO3						
CO1									
Course Content	a) Compositions based on studies of human figure, animal or bird and environment. (b) Exercises evolving with ideas - sketches - drawings - maquettes. (c) Making of final sculpture and moulding and casting								
Teaching Methodology	Classwork, Discussion, Self-Study, Seminars and/or Assignment								
Evaluation Method	class attendance, participation, continuous evaluation, internal examination, etc. 50% External & 50% Internal								

Course Code									
Course Title	Art History -1								
Credit	4								
Teaching per Week	8								
Effective From	2024-25								
Course Objective	<p>Art of Ancient India :</p> <p>To understand the concept of civilizations and its various parts. It starts with Indus Valley to the Gupta Dynasty. The aspects of religion (Buddhism/Jainism/Hinduism) and the concept of Indian canons through the concept of various spaces.</p> <p>Art of Far East :</p> <p>To understand the various aspects of Eastern Civilization, linear and comparative understanding of various aspects</p>								
Course Outcomes	<p>Art of Ancient India :</p> <p>To understand the evolution of art practices and various material expressions, simultaneously understand iconographical structure</p> <p>Art of Far East :</p> <p>To understand the evolution of art through various other civilizations in a parallel timeline.</p>								
Mapping between COs with PSOs	<table border="1"> <thead> <tr> <th></th> <th>PSO1</th> <th>PSO2</th> <th>PSO3</th> </tr> </thead> <tbody> <tr> <td>CO1</td> <td></td> <td></td> <td></td> </tr> </tbody> </table>		PSO1	PSO2	PSO3	CO1			
	PSO1	PSO2	PSO3						
CO1									
Course Content	<p>Art of Ancient India :</p> <p>Prehistoric art, Indus Valley Civilization, Vedic Age, Mauryan Dynasty, Sunga Dynasty, Kuashana Dynasty, Gupta Dynasty.</p> <p>Art of Far East :</p> <p>Chinese Civilization, Korean Civilization, Cambodian Civilization, Japanese Civilization.</p>								
Teaching Methodology	Classwork, Discussion, Self-Study, Seminars and/or Assignment								
Evaluation Method	Class attendance, participation, continuous evaluation, internal examination, etc. 50% External & 50% Internal								






Course Code									
Course Title	Pottery and Ceramics								
Credit	2								
Teaching per Week	3								
Effective From	2024-25								
Course Objective	To learn the technical skills, vocabulary, processes and materials related to using clay as an art material in pottery & ceramics.								
Course Outcomes	<ul style="list-style-type: none"> <li>• Knowledge of contemporary ceramics.</li> <li>• The ability to successfully manipulate clay through the basic handbuilding techniques of coil, pinch, and slab.</li> <li>• The ability to successfully manipulate clay on the potter's wheel.</li> <li>• The ability to embellish the surface in an expressive and meaningful way using slips and glazes.</li> <li>• The ability to safely load and unload ceramic objects in gas kilns.</li> <li>• the ability to discuss, in an articulate, thoughtful manner during class critiques, the meaning, design, and technical processes use.</li> </ul>								
Mapping between COs with PSOs	<table border="1"> <thead> <tr> <th></th> <th>PSO1</th> <th>PSO2</th> <th>PSO3</th> </tr> </thead> <tbody> <tr> <td>CO1</td> <td style="background-color: #cccccc;"></td> <td></td> <td></td> </tr> </tbody> </table>		PSO1	PSO2	PSO3	CO1			
	PSO1	PSO2	PSO3						
CO1									
Course Content	<p>Design with the help of slabs. Three dimensional form with the help of the forms made on wheel. Plaster piece mould. Preparing different clay bodies for terracotta sculpture and garden pots and methods of biscuit firing.</p> <p>Handbuilding trough Coil and pinch techniques create a symmetrical vessel that you have designed after studying historical examples. Surface: create two contrasting forms using the pinch technique: Both forms will be glazed and fired using the gas kiln. Slab technique: Construct a model out of clay using the following components: cylinder, cone, half sphere, sphere, cube, and rectangle. II. Throwing projects – learning how to throw on the potter's wheel 1) learn the fundamentals of centering and pulling a cylinder. 2) Beginning throwing project: throw a cylinder at least 7" in height from 2 ½# of clay.</p>								
Teaching Methodology	Classwork, Discussion, Self-Study, Seminars and/or Assignment								
Evaluation Method	Class attendance, participation, continuous evaluation, internal examination, etc. 50% External & 50% Internal								

Course Code									
Course Title	Graphic Arts								
Credit	2								
Teaching per Week	3								
Effective From	2024-25								
Course Objective	Introduction of the technique of Woodcut and Linocut. Marble printing and collagraphs.								
Course Outcomes	<ul style="list-style-type: none"> <li>• Knowledge of contemporary Graphics (Print making).</li> <li>• The ability to successfully manipulate woodcut or dry point through the basic drawing, engraving or etching with various techniques, inking, registration, press handling and drying.</li> <li>• The ability to successfully manipulate print as a medium on the print making's press.</li> <li>• The ability to embellish the surface in an expressive and meaningful way using tools/needle and papers.</li> <li>• The ability to inking, wiping and print images on press.</li> <li>• the ability to discuss, in an articulate, thoughtful manner during class critiques, the meaning, design, and technical processes use</li> </ul>								
Mapping between COs with PSOs	<table border="1"> <thead> <tr> <th></th> <th>PSO1</th> <th>PSO2</th> <th>PSO3</th> </tr> </thead> <tbody> <tr> <td>CO1</td> <td style="background-color: #cccccc;"></td> <td></td> <td></td> </tr> </tbody> </table>		PSO1	PSO2	PSO3	CO1			
	PSO1	PSO2	PSO3						
CO1									
Course Content	<p>Understanding the idea of positive and negative space to develop visuals from sketches and drawings. Developing prints to practically understand the technicality of the medium. Experimenting with different woods, their nature and textures over the final print. Experimenting with various objects and surfaces to try monoprints.</p>								
Teaching Methodology	Classwork, Discussion, Self-Study, Seminars and/or Assignment								
Evaluation Method	Class attendance, participation, continuous evaluation, internal examination, etc. 50% External & 50% Internal								

  
 Dr. A. S. Kulkarni  
 MW

Course Code									
Course Title	Advance Digital Software Skill - 1								
Credit	2								
Teaching per Week	2								
Effective From	2024-25								
Course Objective	Master essential software tools, develop creative problem-solving skills, build a diverse portfolio, explore design principles, understand UX design, collaborate effectively, and stay updated on industry trends.								
Course Outcomes	<ol style="list-style-type: none"> <li>1. Utilize essential software tools proficiently for photo and video editing.</li> <li>2. Demonstrate creative problem-solving skills in real-world design challenges.</li> <li>3. Create a diverse portfolio showcasing various design projects.</li> <li>4. Implement user-centric design practices to optimize user experiences.</li> <li>6. Stay updated on industry trends and technologies in graphic design and digital art.</li> </ol>								
Mapping between COs with PSOs	<table border="1"> <thead> <tr> <th></th> <th>PSO1</th> <th>PSO2</th> <th>PSO3</th> </tr> </thead> <tbody> <tr> <td>CO1</td> <td></td> <td></td> <td></td> </tr> </tbody> </table>		PSO1	PSO2	PSO3	CO1			
	PSO1	PSO2	PSO3						
CO1									
Course Content	<ol style="list-style-type: none"> <li>1. Mastering Photo and Video Editing Software: <ul style="list-style-type: none"> <li>- Learn essential tools and techniques in popular software such as Adobe Photoshop, Adobe Illustrator, Adobe Premiere Pro, and Adobe After Effects.</li> <li>- Understand fundamental concepts like layers, masks, color correction, blending modes, and special effects to manipulate images and videos effectively.</li> </ul> </li> <li>2. Developing Creative Problem-Solving Skills: <ul style="list-style-type: none"> <li>- Enhance problem-solving abilities by tackling real-world design challenges.</li> <li>- Explore different approaches to visual problem-solving and learn to think critically about design decisions.</li> </ul> </li> <li>3. Building a Strong Portfolio: <ul style="list-style-type: none"> <li>- Create a diverse portfolio showcasing a range of design projects, including digital illustrations, photo manipulations, motion graphics, and video editing.</li> <li>- Develop presentation skills to effectively communicate design concepts and solutions.</li> </ul> </li> <li>4. Exploring Design Principles and Techniques: <ul style="list-style-type: none"> <li>- Study design principles such as composition, typography, color theory, and visual hierarchy.</li> <li>- Experiment with various design techniques to develop a unique style and aesthetic.</li> </ul> </li> <li>5. Understanding User Experience (UX) Design: <ul style="list-style-type: none"> <li>- Gain insights into user-centric design principles and practices.</li> <li>- Learn how to conduct user research, create wireframes, and prototype designs to optimize the user experiences.</li> </ul> </li> </ol>								
Teaching Methodology	Classwork, Discussion, Self-Study, Seminars and/or Assignment.								
Evaluation Method	class attendance, participation, continuous evaluation, internal examination, etc. 50% External & 50% Internal.								

Course Code									
Course Title	Communication skill – 3								
Credit	2								
Teaching per Week	2								
Effective From	2024-25								
Course Objective	Enhance students' verbal and written communication proficiency by engaging with literature as a means of expression, interpretation, and dialogue.								
Course Outcomes	<ul style="list-style-type: none"> <li>- Demonstrate effective oral communication skills through discussions and presentations</li> <li>- Develop clear and coherent written communication through essays and reflections</li> <li>- Analyze and interpret diverse literature to enhance critical thinking</li> <li>- Apply literary techniques to enhance written and oral communication</li> <li>- Reflect on personal communication growth through self-assessment</li> <li>- Explore literature's intersection with other art forms</li> <li>- Engage with diverse cultural perspectives in literature</li> <li>- Create original works showcasing communication skills</li> </ul>								
Mapping between COs with PSOs	<table border="1" style="width: 100%; border-collapse: collapse;"> <thead> <tr> <th></th> <th>PSO1</th> <th>PSO2</th> <th>PSO3</th> </tr> </thead> <tbody> <tr> <td>CO1</td> <td style="background-color: #cccccc;"></td> <td style="background-color: #cccccc;"></td> <td style="background-color: #cccccc;"></td> </tr> </tbody> </table>		PSO1	PSO2	PSO3	CO1			
	PSO1	PSO2	PSO3						
CO1									
Course Content	<ul style="list-style-type: none"> <li>- Analysis of audio recordings of literary readings, speeches, or interviews to improve listening comprehension.</li> <li>- Group discussions and activities centered around audio excerpts to enhance active listening and critical thinking.</li> <li>- Close reading of diverse literary texts, including poetry, short stories, novels, and essays, to develop comprehension and interpretation skills.</li> <li>- Oral presentations on literary topics, encouraging students to articulate their ideas clearly and persuasively.</li> <li>- Analytical essays requiring students to articulate their understanding of literary works, supported by evidence from the text.</li> <li>- Creative writing assignments inspired by literature, such as character sketches, narrative retellings, or original poetry, to encourage expression and creativity.</li> <li>- Group projects that require collaboration, communication, and the application of multiple skills, such as creating multimedia presentations or staging dramatic readings.</li> </ul>								
Teaching Methodology	Classwork, Discussion, Self-Study, Seminars and/or Assignment								
Evaluation Method	Class attendance, participation, continuous evaluation, internal examination, etc. 50% External & 50% Internal								

Course Code									
Course Title	Bharatiya Knowledge System – 3								
Credit	2								
Teaching per Week	2								
Effective From	2024-25								
Course Objective	<ol style="list-style-type: none"> <li>1. The main objective of this course is to stimulate ethical reflection, awareness, responsibility, and compassion in young students</li> <li>2. To provide them with insight into important ethical principles and values</li> <li>3. To equip them with intellectual capacities for responsible moral judgment.</li> <li>4. To cultivate not just knowledgeable individuals but also morally upright citizens who contribute positively to society</li> </ol>								
Course Outcomes	<p>After completing this course the students would be able to meet the following outcomes</p> <ol style="list-style-type: none"> <li>1. The learners would develop a strong sense of right and wrong</li> <li>2. The course would promote qualities such as honesty, patriotism, integrity and empathy</li> <li>3. This qualities could not only contribute to their personal growth but also would contribute for building a harmonious and compassionate society.</li> </ol>								
Mapping between COs with PSOs	<table border="1"> <thead> <tr> <th></th> <th>PSO1</th> <th>PSO2</th> <th>PSO3</th> </tr> </thead> <tbody> <tr> <th>CO1</th> <td></td> <td></td> <td></td> </tr> </tbody> </table>		PSO1	PSO2	PSO3	CO1			
	PSO1	PSO2	PSO3						
CO1									
Course Content	<ol style="list-style-type: none"> <li>1. Indian Oratory and Ashtadasha Vidyasthan</li> <li>2. On Indian Knowledge in Folklife and Oral Traditions</li> <li>3. Global relevance of Indian knowledge tradition</li> <li>4. Causes of decline and renaissance of Indian knowledge tradition Instability arising from foreign invasions Deindustrialization by the British</li> <li>5. Social Systems and Art in the Indian Enlightenment Tradition individual, family, people, state and nation, Dance, music, architectural arts.</li> <li>6. Science and Technology in Ancient India Agriculture, Metallurgy, Astronomy, Garment industry</li> <li>7. Meaning and management in Indian tradition</li> <li>8. Arthashastra of Acharya Kautilya</li> </ol>								
Teaching Methodology	Classwork, Discussion, Self-Study, Seminars and/or Assignment								
Evaluation Method	Class attendance, participation, continuous evaluation, internal examination, etc. 50% External & 50% Internal								

  
 Dr. B. K. Kamboj  
 10/2

**Veer Narmad South Gujarat University**

**Degree Program in Bachelor of Fine Arts**

**(BFA)**

**Program Outcome**

**For**

**Semester 3 & 4**

**PROGRAM CODE: 029**

(With Effect from the Academic Year)

**Year-2024-25**

*✱*

*A. K. Sankar*

## BACHELOR OF FINE ARTS


### 1<sup>ST</sup> YEAR SPECIALISATION IN SCULPTURE (Fine Arts)

Name of Program	BACHELOR OF FINE ARTS			
Abbreviation	BFA			
Duration	4 Years			
Eligibility Criteria	1) Minimum 45% in 10+2 stream i.e. arts, commerce, science etc. 2) Entrance aptitude test 3) Weightage for admission-70% of entrance test & 30% of std. xii.			
Objective of Program	The core objective of the BFA programme is to prepare the students for productive career as Visual Artist and in Visual Arts industry. The program attempts to provide an outstanding environment of critical thinking and research of cultural heritage as well as on contemporary development within the discipline.			
Program Outcome	<p><b>PO1: Developing Critical and Creative Skills.</b>            Program attempts to train students to develop the lens of perceiving the world around and life through nuanced observational, analytical, critical and creative skills.</p> <p><b>PO2: Investing in Individualism</b>            The program invest through personal attention to develop individual students' language in making art concerning their interests, concerns and inquiries through regular conversations and critiques.</p> <p><b>PO3: Critical Thinking Development</b>            The program encourages students in regular reading and discussion sessions so as to ingrain criticality towards various artistic forms and functions.</p> <p><b>PO4: Interdisciplinary and Multicultural Approach</b>            The program engages the students in interdisciplinary and multicultural approaches to lay emphasis on the primacy of visual literacy in the formation of the engaged individual and their practice.</p>			
Program Specific Outcomes	<p>PSO1: Fostering the development of students' creative and intellectual sides along with making them aware of their actions in the process of being and becoming conscientious individuals of society.</p> <p>PSO2: Providing students with a range of theoretical, practical and skill based learning processes to fundamentally equip them for nurturing their personal and professional endeavours.</p> <p>PSO3: Cultivating the importance of approaches, methodologies, research, practice, discourse and theory within their practise as well as concerning the broader spectrum of art, culture, politics and society.</p>			
Mapping between POs and PSOs		PSO1	PSO2	PSO3
	PO1			
	PO2			
	PO3			
	PO4			
Medium of Instruction	English			

# 1<sup>ST</sup> YEAR SPECIALISATION IN SCULPTURE

## SEMESTER - 4

Course Code	Title	Teaching per week		Course Credits	University Examination		Internal Marks	Total Marks
		Theory	Practical		Duration	Marks		
Major Course - V	Life Study - 2		8	4	PRACTICAL ASSESSMENT/ VIVA	50	50	100
Major Course - VI	Composition - 2		8	4	PRACTICAL ASSESSMENT/ VIVA	50	50	100
Major Course-VII	Art History - 2	8		4	3 hrs	50	50	100
Minor Course	Direct Metal Work - 1		3	2	PRACTICAL ASSESSMENT/ VIVA	25	25	50
	Carving/Wood Assembling		3	2	PRACTICAL ASSESSMENT/ VIVA	25	25	50
Multi/ Interdisciplinary	-	-	-	-	-	-	-	-
Ability Enhancement Course	Advance Digital Software Skill - 2	-	2	2	PRACTICAL ASSESSMENT/ VIVA	25	25	50
Skill Enhancement Course	Communication Skills - 4	2	-	2	2 HOURS	25	25	50
Value Added Course	Indian Value System	2	-	2	2 HOURS	25	25	50
<b>TOTAL</b>		12	24	22		275	275	550



**Veer Narmad South Gujarat University**

**Degree Program in Bachelor of Fine Arts  
(BFA)  
COURSE Outcome  
For  
Semester 4**

**PROGRAM CODE: 029**

(With Effect from the Academic Year)

**Year-2024-25**

*Bat*  
*A. K. Kumbhar*  
*001*

Course Code									
Course Title	Life Study - 2								
Credit	4								
Teaching per Week	8								
Effective From	2024-25								
Course Objective	The core objective of this course is to introduce and foreground the fundamental aspects of art-making while parallel developing a lens of how to see, observe, perceive and understand; these being primary facets in the field of Visual Arts practice and discipline.								
Course Outcomes	(a) Constructing and developing their creative and imaginative ability from referring to the live studies and playfully exploring the possibilities of the forms and space through 3-dimensional modelling. (b) Application of the fundamental learnings and studies of bodies to decipher, construct and develop their own interest and subjective ideas that are derived from realities around them. To develop their conceptual understanding and methodologies. (c) Physically manifesting an idea or thought from ideation and drawing to a complete form that involves technical engagement and problem-solving methods in the process of making – mother mould (moulding) and casting.								
Mapping between COs with PSOs	<table border="1"> <tr> <td></td> <td>PSO1</td> <td>PSO2</td> <td>PSO3</td> </tr> <tr> <td>CO1</td> <td></td> <td></td> <td></td> </tr> </table>		PSO1	PSO2	PSO3	CO1			
	PSO1	PSO2	PSO3						
CO1									
Course Content	Sketching, drawing, modelling of living bodies - human or animal or forms from nature.								
Teaching Methodology	Classwork, Discussion, Self-Study, Seminars and/or Assignment								
Evaluation Method	Class attendance, participation, continuous evaluation, internal examination, etc. 50% External & 50% Internal								

Course Code									
Course Title	Composition – 2								
Credit	4								
Teaching per Week	8								
Effective From	2024-25								
Course Objective	Observation and developing the sense of understanding the idea using different mediums to create an aesthetically image through the elements of visually compelling the images.								
Course Outcomes	(a) Constructing and developing their creative and imaginative ability from referring to the live studies and playfully exploring the possibilities of the forms and space through 3-dimensional modelling. (b) Application of the fundamental learnings and studies of bodies to decipher, construct and develop their own interest and subjective ideas that are derived from realities around them. To develop their conceptual understanding and methodologies. (c) Physically manifesting an idea or thought from ideation and drawing to a complete form that involves technical engagement								
Mapping between COs with PSOs	<table border="1"> <tr> <td></td> <td>PSO1</td> <td>PSO2</td> <td>PSO3</td> </tr> <tr> <td>CO1</td> <td></td> <td></td> <td></td> </tr> </table>		PSO1	PSO2	PSO3	CO1			
	PSO1	PSO2	PSO3						
CO1									
Course Content	a) Compositions based on studies of human figure, animal or bird and environment. (b) Exercises evolving with ideas - sketches - drawings - maquettes. (c) Making of final sculpture and moulding and casting								
Teaching Methodology	Classwork, Discussion, Self-Study, Seminars and/or Assignment								
Evaluation Method	class attendance, participation, continuous evaluation, internal examination, etc. 50% External & 50% Internal								


Course Code									
Course Title	Art History - 2								
Credit	4								
Teaching per Week	8								
Effective From	2024-25								
Course Objective	<p>Art of Ancient India : To understand the concept of civilizations and its various parts. It starts with Indus Valley to the Gupta Dynasty. The aspects of religion (Buddhism/Jainism/Hinduism) and the concept of Indian canons through the concept of various spaces.</p> <p>Near Eastern Art : To understand the various aspects of civilization and evolution through various architectural examples.</p>								
Course Outcomes	<p>Art of Ancient India : To understand the evolution of art practices and various material expressions, simultaneously understand iconographical structure</p> <p>Near Eastern Art : To understand the evolution of art through various other civilizations in a parallel timeline.</p>								
Mapping between COs with PSOs	<table border="1"> <thead> <tr> <th></th> <th>PSO1</th> <th>PSO2</th> <th>PSO3</th> </tr> </thead> <tbody> <tr> <td>CO1</td> <td></td> <td></td> <td></td> </tr> </tbody> </table>		PSO1	PSO2	PSO3	CO1			
	PSO1	PSO2	PSO3						
CO1									
Course Content	<p>Art of Ancient India : Prehistoric art, Indus Valley Civilization, Vedic Age, Mauryan Dynasty, Sunga Dynasty, Kuashana Dynasty, Gupta Dynasty.</p> <p>Near Eastern Art : Mesopotamia, Persian, Egyptian.</p>								
Teaching Methodology	Classwork, Discussion, Self-Study, Seminars and/or Assignment								
Evaluation Method	Class attendance, participation, continuous evaluation, internal examination, etc. 50% External & 50% Internal								


Course Code									
Course Title	Direct Metal Work - 1								
Credit	2								
Teaching per Week	3								
Effective From	2024-25								
Course Objective	Introduction to Arc Welding, Making compositions by soldering or welding or riveting of shapes made by forging or repouse technique.								
Course Outcomes	a) Exercises to decipher, construct and develop their own interest and subjective ideas. To develop their conceptual understanding and methodologies. (b) Developing and understanding the relationship of their ideas to the material(medium) in a work by engaging with the limitations and possibilities of various kinds of metals. (c) Inculcating basics of material handling and its understanding through the technical stages of processes in regards to various metals. (d) Physically manifesting ideas and thoughts into a complete form that involves technical engagement and the problem-solving								
Mapping between COs with PSOs	<table border="1"> <tr> <td></td> <td>PSO1</td> <td>PSO2</td> <td>PSO3</td> </tr> <tr> <td>CO1</td> <td></td> <td></td> <td></td> </tr> </table>		PSO1	PSO2	PSO3	CO1			
	PSO1	PSO2	PSO3						
CO1									
Course Content	(a) Exercises evolving with ideas - sketches - drawings - maquettes. (b) Selection of material (different types of metal according to its physical, chemical and structural characteristics and availability of material). (c) Introduction to techniques like welding, breezing, fogging, riveting, routine and other joineries possible in particular metal. (c) Making of final sculpture.								
Teaching Methodology	Classwork, Discussion, Self-Study, Seminars and/or Assignment								
Evaluation Method	Class attendance, participation, continuous evaluation, internal examination, etc. 50% External & 50% Internal								

Course Code									
Course Title	Carving/Wood Assembling								
Credit	2								
Teaching per Week	3								
Effective From	2024-25								
Course Objective	Introduction to wood, types of wood, wood carving tools, tools maintaining. Making compositions by carving or assembling or joining with various type of joining and surface developing technique.								
Course Outcomes	a) Exercises to decipher, construct and develop their own interest and subjective ideas. To develop their conceptual understanding and subtractive methodologies. (b) Developing and understanding the relationship of their ideas to the material(medium) in a work by engaging with the limitations and possibilities of various kinds of woods. (c) Inculcating basics of material handling and its understanding through the technical stages of processes in regards to various woods. (d) Physically manifesting ideas and thoughts into a complete form that involves technical engagement and the problem-solving								
Mapping between COs with PSOs	<table border="1"> <tr> <td></td> <td>PSO1</td> <td>PSO2</td> <td>PSO3</td> </tr> <tr> <td>CO1</td> <td></td> <td></td> <td></td> </tr> </table>		PSO1	PSO2	PSO3	CO1			
	PSO1	PSO2	PSO3						
CO1									
Course Content	1. Introduction to various types of wood and its characteristics. 2. Various methods of carving 3. Techniques of joining wood. Introduction to different kinds and characteristics of wood and various methods of sculpting wood cutting, chopping, carving, burning etc. introduction to wooden joints and methods of assembling wood pieces								
Teaching Methodology	Classwork, Discussion, Self-Study, Seminars and/or Assignment								
Evaluation Method	Class attendance, participation, continuous evaluation, internal examination, etc. 50% External & 50% Internal								




*AB*  
*Aspen*  
*10/2*

Course Code				
Course Title	Advance Digital Software Skill - 2			
Credit	2			
Teaching per Week	2			
Effective From	2024-25			
Course Objective	Master essential software tools, develop creative problem-solving skills, build a diverse portfolio, explore design principles, understand UX design, collaborate effectively, and stay updated on industry trends.			
Course Outcomes	<ol style="list-style-type: none"> <li>1. Utilize essential software tools proficiently for photo and video editing.</li> <li>2. Demonstrate creative problem-solving skills in real-world design challenges.</li> <li>3. Create a diverse portfolio showcasing various design projects.</li> <li>4. Implement user-centric design practices to optimize user experiences.</li> <li>6. Stay updated on industry trends and technologies in graphic design and digital art.</li> </ol>			
Mapping between COs with PSOs		PSO1	PSO2	PSO3
	CO1			
Course Content	<ol style="list-style-type: none"> <li>1. Mastering Photo and Video Editing Software: <ul style="list-style-type: none"> <li>- Learn essential tools and techniques in popular software such as Adobe Photoshop, Adobe Illustrator, Adobe Premiere Pro, and Adobe After Effects.</li> <li>- Understand fundamental concepts like layers, masks, color correction, blending modes, and special effects to manipulate images and videos effectively.</li> </ul> </li> <li>2. Developing Creative Problem-Solving Skills: <ul style="list-style-type: none"> <li>- Enhance problem-solving abilities by tackling real-world design challenges.</li> <li>- Explore different approaches to visual problem-solving and learn to think critically about design decisions.</li> </ul> </li> <li>3. Building a Strong Portfolio: <ul style="list-style-type: none"> <li>- Create a diverse portfolio showcasing a range of design projects, including digital illustrations, photo manipulations, motion graphics, and video editing.</li> <li>- Develop presentation skills to effectively communicate design concepts and solutions.</li> </ul> </li> <li>4. Exploring Design Principles and Techniques: <ul style="list-style-type: none"> <li>- Study design principles such as composition, typography, color theory, and visual hierarchy.</li> <li>- Experiment with various design techniques to develop a unique style and aesthetic.</li> </ul> </li> <li>5. Understanding User Experience (UX) Design: <ul style="list-style-type: none"> <li>- Gain insights into user-centric design principles and practices.</li> <li>- Learn how to conduct user research, create wireframes, and prototype designs to optimize the user experiences.</li> </ul> </li> </ol>			
Teaching Methodology	Classwork, Discussion, Self-Study, Seminars and/or Assignment			
Evaluation Method	class attendance, participation, continuous evaluation, internal examination, etc. 50% External & 50% Internal			





Course Code									
Course Title	Communication skill – 4								
Credit	2								
Teaching per Week	2								
Effective From	2024-25								
Course Objective	Enhance students' verbal and written communication proficiency by engaging with literature as a means of expression, interpretation, and dialogue.								
Course Outcomes	<ul style="list-style-type: none"> <li>- Demonstrate effective oral communication skills through discussions and presentations</li> <li>- Develop clear and coherent written communication through essays and reflections</li> <li>- Analyze and interpret diverse literature to enhance critical thinking</li> <li>- Apply literary techniques to enhance written and oral communication</li> <li>- Reflect on personal communication growth through self-assessment</li> <li>- Explore literature's intersection with other art forms</li> <li>- Engage with diverse cultural perspectives in literature</li> <li>- Create original works showcasing communication skills</li> </ul>								
Mapping between COs with PSOs	<table border="1"> <thead> <tr> <th></th> <th>PSO1</th> <th>PSO2</th> <th>PSO3</th> </tr> </thead> <tbody> <tr> <td>CO1</td> <td></td> <td></td> <td></td> </tr> </tbody> </table>		PSO1	PSO2	PSO3	CO1			
	PSO1	PSO2	PSO3						
CO1									
Course Content	<ul style="list-style-type: none"> <li>- Analysis of audio recordings of literary readings, speeches, or interviews to improve listening comprehension.</li> <li>- Group discussions and activities centered around audio excerpts to enhance active listening and critical thinking.</li> <li>- Close reading of diverse literary texts, including poetry, short stories, novels, and essays, to develop comprehension and interpretation skills.</li> <li>- Oral presentations on literary topics, encouraging students to articulate their ideas clearly and persuasively.</li> <li>- Analytical essays requiring students to articulate their understanding of literary works, supported by evidence from the text.</li> <li>- Creative writing assignments inspired by literature, such as character sketches, narrative retellings, or original poetry, to encourage expression and creativity.</li> <li>- Group projects that require collaboration, communication, and the application of multiple skills, such as creating multimedia presentations or staging dramatic readings.</li> </ul>								
Teaching Methodology	Classwork, Discussion, Self-Study, Seminars and/or Assignment								
Evaluation Method	Class attendance, participation, continuous evaluation, internal examination, etc. 50% External & 50% Internal								

Course Code									
Course Title	Indian Value System								
Credit	2								
Teaching per Week	2								
Effective From	2024-25								
Course Objective	<ol style="list-style-type: none"> <li>1. The main objective of this course is to stimulate ethical reflection, awareness, responsibility, and compassion in young students .</li> <li>2. To provide them with insight into important ethical principles and values.</li> <li>3. To equip them with intellectual capacities for responsible moral judgment.</li> <li>4. To cultivate not just knowledgeable individuals but also morally upright citizens who contribute positively to society.</li> </ol>								
Course Outcomes	<p>After completing this course the students would be able to meet the following outcomes.</p> <ol style="list-style-type: none"> <li>1. The learners would develop a strong sense of right and wrong.</li> <li>2. The course would promote qualities such as honesty, patriotism, integrity and empathy.</li> <li>3. This qualities could not only contribute to their personal growth but also would contribute for building a harmonious and compassionate society.</li> </ol>								
Mapping between COs with PSOs	<table border="1"> <thead> <tr> <th></th> <th>PSO1</th> <th>PSO2</th> <th>PSO3</th> </tr> </thead> <tbody> <tr> <td>CO1</td> <td></td> <td></td> <td></td> </tr> </tbody> </table>		PSO1	PSO2	PSO3	CO1			
	PSO1	PSO2	PSO3						
CO1									
Course Content	<p>Unit : 1</p> <ol style="list-style-type: none"> <li>1. Moral Stories : 1.The Story of the Blue Jackal (from Panchtantra)</li> <li>2. The Brahmin and the Crooks (from Panchtantra)</li> <li>3. Satyakama : The seeker of Truth ( from Chandogya Upanishad)</li> <li>4. Shvetaketu( fromChandogya Upanishad)</li> <li>5. Little Prince No – Father (The Power of Truth) (from Jataka Katha)</li> <li>6. Dirty Bath Water ( from Jataka Katha)</li> </ol> <p>Unit : 2</p> <p>(A) Yamas and Niyamas (Patanjali's Yoga Sutras) (Only introductory explanations required relating to Five Yamas– Ahimsa ,satya, Asteya, Brahmacharya, Aparigraha and Five Niyamas – Saucha,santosha, Tapas,Swadhyaya and Ishvara Pranidhana )</p> <p>(B) Subhashitani</p> <ol style="list-style-type: none"> <li>1. एकवर्णं यथा दुग्धं भिन्नवर्णासु धेनुषु । तथैव धर्मवैचित्र्यं तत्त्वमेकं परं स्मृतम् ॥</li> <li>2. अयं निजः परो वेति गणना लघुचेतसाम् । उदारचरितानां तु वसुधैव कुटुम्बकम् ॥</li> <li>3. कुलस्यार्थं त्यजेदेकम् गाम्स्वार्थं कुलमत्यजेत् । गामं जनपदस्यार्थं आत्मार्थं पृथिवीम् त्यजेत् ॥</li> <li>4. उद्यमेन हि सिध्यन्ति कार्यणि न मनोरथैः । न हि सुप्तस्य सिंहस्य प्रविशन्ति मुखे मृगाः ॥</li> <li>5. सत्यं बुयात् प्रियम् बुयान्नबुयात् सत्यमप्रियम् प्रियम् च नानृतम् बुयादेषः धर्मः सनातनः ॥</li> <li>6. असतो मा सद्गमय तमसो मा ज्योतिर्गमय मृत्योर्मा अमृतं ममय । बृहदारण्यक उप.</li> <li>7. कः कालः कानि मित्राणि को देशः को व्ययागमौ कस्याहं का च मे शक्तिः इति चिन्त्यं मुहुर्मुहुः ॥</li> <li>8. नमन्ति फलिनो वृक्षाः नमन्ति गुणिनो जनाः । शुष्ककाष्ठश्च मूर्खश्च न नमन्ति कदाचन ॥</li> <li>9. अपि स्वर्णमयी लंका न मे रोचति लक्ष्मण । जननीः जन्मभूमिश्च स्वर्गादपि गरियसी ।</li> <li>10. न राज्यं न राजाः सीत् न दण्डयो न च दाण्डिकः । धर्मणैव प्रजास्सर्वा रक्षन्त स्म परस्परम् ॥</li> </ol>								
Teaching Methodology	Classwork, Discussion, Self-Study, Seminars and/or Assignment								
Evaluation Method	Class attendance, participation, continuous evaluation, internal examination, etc. 50% External & 50% Internal								

